



Belgian Week of
Gastroenterology
asbl / vzw

Antwerp, February 28, March 1-2, 2013



www.belgianweek.be or www.bwge.be



THURSDAY 28

FRIDAY 01

SATURDAY 02

AbbVie

Your trusted partner
in Gastro-enterology

WELCOME ADDRESS

Dear Colleagues,

I would like to invite you to our 25th Belgian Week of Gastroenterology, which will take place from February 28th till March 2nd, 2013 in the beautiful city of Antwerp.

This year we have chosen to come back to the Hilton Hotel in Antwerp because it is one of the preferred conference locations among the colleagues and perhaps it will be warmer than last year...

This year we received about 180 abstracts for all the different research groups and the best ones will be presented at the **plenary session**, which will take place on **Friday afternoon**.

New this year is the “**case report**” session on Friday morning and very short oral presentations of **the top posters** within the poster area on Thursday afternoon and Friday morning. The BWGE also offers 4 Basic and/or Clinical research grants of 2.500 € to young investigators. One out of these 4 grants will be given to the best paper published in Acta Gastroenterologica Belgica during the previous year, thus in 2012.

Of course I would like to invite you to come to our Gala Dinner with superb Party on Friday 1st March 2013, which will be held in the Grand Café Horta, situated in an exclusive contemporary building using the typical style elements of the famous Belgian art nouveau architect Victor Horta. It is on walking distance from the Hilton Hotel. As it is the 25th anniversary of the Belgian Week of Gastroenterology, a special happening is foreseen (but I will not tell you everything...) to make it a splendid evening and night.

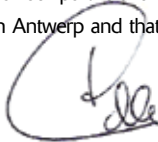
On Saturday we have the Seven Societies Postgraduate Course organised by the BWGE entitled: “**Achievable challenges for the next 10-20 years in Gastroenterology and Hepatology**”. This session has been granted accreditation points in **Ethics & Economy**.

Your partner is also very welcome and will find in Antwerp magnificent architecture, dazzling monuments, inspired artworks, a wealth of outstanding museums, picturesque galleries and world class shops. Restaurants with superb Belgian and multicultural food, beer-washed pubs, jazzed-up clubs are the right components of a vibrant nightlife. Antwerp is a pocket-size metropolis.

I would like to take the opportunity to thank all presenters, authors, organizers and moderators for their active participation to bring our Belgian Week of Gastroenterology to its highest level.

The success of our Belgian Week is also related to our longstanding and strong partnership with the biomedical partners that have supported our meetings by specific sponsorship, educational grants and invitations of Belgian participants. We are therefore pleased to thank all our partners for their continuing support!

I sincerely hope that you will enjoy your stay in Antwerp and that you will join us for our Friday night party at the Grand Café Horta.



Isabelle Colle
Scientific Coordinator

All abstracts of lectures will be published in Acta Gastroenterologica Belgica.

Acta Gastroenterologica is accessible on internet :

www.acta-gastroenterologica.be

Editor-in-Chief: Peter STARKEL

Deputy Editor: Daniel URBAIN



INDEX

WELCOME ADDRESS	3
STEERING COMMITTEE	6
GENERAL INFORMATION	7
INVITED LECTURE	8
SATELLITE SYMPOSIA	12

THURSDAY FEBRUARY 28 :

BASL / BLIC	14
BASL POSTER SESSION	18
OG – FWO	20
BELGIAN PANCREATIC CLUB	23
BSGIE	25
NUTRITION	27
IBD BIRD BeSPGHAN	29

PROGRAM OVERVIEW	32
POSTER SESSION	35
TOP BASIC POSTER SESSION	41

FRIDAY MARCH 01 :

POSTER SESSION	38
TOP CLINICAL POSTER SESSION	42
IBD BIRD BeSPGHAN	44
PLENARY SESSION	46
RADIOLOGY/PATHOLOGY	48
BGDO	51
CASE REPORT SESSION	53

SATURDAY MARCH 02 :

7 SOCIETIES POSTGRADUATE COURSE :	54
TAKE ME TO HILTON ANTWERP	56
FRIDAY NIGHT PARTY	59

STEERING COMMITTEE

SCIENTIFIC COORDINATOR

Isabelle COLLE

SEVEN SOCIETIES

H. REYNAERT, M. PEETERS
(VVEGE, Vlaamse Vereniging voor Gastro-Enterologie)

J.L. VAN LAETHEM, J.F. GIGOT
(SRBGE, Société Royale Belge de Gastro-Entérologie)

D. DE LOOZE, J. ARTS, H. PIESSEVAUX
(BSGIE, Belgian Society of Gastrointestinal Endoscopy)

A. DE ROOVER, J. LERUT
J-M. COLLARD (upper G.I section)

P. PATTYN (colo-rectal section)

R. TROISI (HBP section)
(RBSS, Royal Belgian Society of Surgery)

B. OP DE BEECK, E. DANSE
(SRBR-KBVR, Royal Belgian Society of Radiology,
Digestive Radiology and Abdominal Imaging)

P. STÄRKEL, W. LALEMAN
(BASL, Belgian Association for the Study of the
Liver)

E. VANCUTSEM, M. PEETERS
(BGDO, Belgian Group of Digestive Oncology)

SCIENTIFIC SECRETARIES OF THE SEVEN SOCIETIES SYMPOSIUM

Isabelle COLLE

RESEARCH GROUPS

I. DEPOORTERE, J.P. TIMMERMANS
(OG-FWO, Gastro-intestinal regulatory mechanisms)

A. HOORENS, A. JOURET-MOURIN
(Gastro-Intestinal Pathology Club)

G.VEEREMAN, I. HOFFMAN,
(Be SPGHAN, Belgian Society for Paediatric
Gastroenterology, Hepatology and Nutrition)

A. VAN GOSSUM
(SBNC, Société Belge de Nutrition Clinique)

N. VAN DE WINKEL
(VVKVM, Vlaamse Vereniging voor Klinische
Voeding en Metabolisme)

S. VERMEIRE, D. FRANCHIMONT
(Belgian IBD Research Group)

M. DELHAYE
(BPC, Belgian Pancreatic Club)

V. LAMY, F. MANA
(BHPSG, Belgian Helicobacter Pylori Study Group)

J. PIRENNE, H. VAN VLIERBERGHE
(BLIC, Belgian Liver Intestine Committee)

M. LONNEUX, C. VAN DE WIELE,
P. FLAMEN, B. LAMBERT
(Nuclear Medicine)

GENERAL INFORMATION

ACCREDITATION

Will be submitted daily on the computers available in the designated area: Type-Rubriek 3, UF C-N.E. 18, organizer 2730, Belgian Week of Gastroenterology. On Saturday the Seven Societies Symposium has a type rubriek 6 for Ethics and 4 points.

LANGUAGE

Dutch, French and English. English (British spelling) for abstracts, slides and announcements.

ABSTRACTS

Authors were invited to submit abstracts through the congress website until December 1, and to choose among the different scientific groups. More than 235 abstracts were submitted and were scored ANONYMOUSLY from 0 to 10, on the basis of originality and scientific value by each of the members of the Selection Committee. It gathers experts in the different fields of Gastroenterology. The abstracts were then separated into several categories, the highest scores will be presented during the Plenary Session on Friday afternoon. Prizes and Grants will be awarded on Friday afternoon at the end of the Plenary Session

VENUE

Hilton Antwerp Hotel – Groenplaats – 2000 Antwerp

Tel: +32 3 204 12 12 / Fax: +32 3 204 86 88.

The Conference Centre has a separate elevators access from the lobby of the Hotel.

The 3rd floor is the main floor of the congress where you will find: the Registration, some Conference Rooms and the Exhibition.

PARKING

Here are the closest parkings to the Hilton Antwerp : parking fees are the responsibility of the participants.

- Groenplaats Parking: The Hilton Antwerp has reserved 200 places for our congress.
- Meir Parking
- Brabo Parking
- Lombardia Parking

EVENT COORDINATOR

Anne-France De Meyer • 102 Avenue J&P Carsoel - 1180 Bruxelles

Tel.: +32 2 375 36 26 • Fax: +32 2 375 47 84 • Email: anne.france.de.meyer@skynet.be

HOTEL ROOMS AT THE HILTON

Please contact Anne-France De Meyer.

Type room	Single	Double
Hilton Guest – with breakfast	179 €	204 €
Deluxe + Breakfast 25€	209 €	209€

ANTWERP TOURISM OFFICE

Tourism Antwerp – Grote Markt, 13 – 2000 Antwerp

Tel : +32 3 232 01 03 / E-mail : visit@antwerpen.be

INVITED LECTURE

THURSDAY FEBRUARY 28

BASL

- 11:58-12:30 **A14** **BASL-BLIC Spring Meeting lecture**
The concept of progenitor/stem cells in liver disease in 2013.
 L. van Grunsven / VUB Brussels
- 16:00-16:30 **A23** **Marc Hautekeete lecture**
Liver disease associated with IBD: what should the gastroenterologist know?
 K. Muri Boberg / Oslo, Norway

OG-FWO

- 10:45 **B06** **Calcium imaging in the gut.**
 G. Hennig / Reno, USA
- 14:00 **B12** **The use of cell-type specific genetic models to unravel specific pathways in the gut.**
 A. Friebe / Wurzburg, Germany

BPC

- 09:00 **T01** **Optimal diagnosis and staging of focal pancreatic mass.**
 J.-L. Van Laethem / ULB Erasme
- 11:15 **T07** **Mechanisms of cell differentiation in pancreatic exocrine metaplasia.**
 F. Lemaigre / UCL St-Luc

BSGIE

- 14:00-14:25 **G01** **How to improve the adenoma detection rate?**
 R. Bisschops / KULeuven
- 15:05-15:35 **G06** **What to do with diminutive polyps: Resect and/or discard?**
 J. East / Oxford, UK
- 16:45-17:10 **G11** **Large colonic polyps: piecemeal EMR or ESD or... surgical resection?**
 H. Piessevaux / UCL St-Luc

INVITED LECTURE

THURSDAY FEBRUARY 28

NUTRITION

- 14:00-14:15 **N01 Nutrition Day 2012.**
J.C. Preiser / ULB Erasme
- 15:00-15:45 **N05 Differentiating sarcopenia from cachexia and undernutrition.**
S. Schneider / France
- 16:45-17:15 **N08 New Guidelines for Nutrition in ICU.**
J.C. Preiser / ULB Erasme

FRIDAY MARCH 01

BIRD & BeSPGHAN

- 14:00-14:30 **I01 Role of lymphangiogenesis in physiopathology of IBD.**
J.F. Rahier / UCL, Mont Godinne
- 15:00-15:30 **I05 Mechanism of Lymphocyte homing regulation.**
A. Hart / St Mark's Hospital, London, UK
- 16:40-17:10 **I10 Cholinergic modulation of intestinal inflammation.**
G. Boekxstaens / KULeuven

BGDO

- 09:45 **O07 What is the relevance of metabolic response?**
M. Peeters / Antwerp
- 10:05 **O08 New tracers in nuclear medicine: which ones will be relevant in GI cancer?**
C. Deroose / Leuven
- 10:25 **O09 MRI in response prediction.**
M. Bali / Erasme Brussels
- 11:00 **O10 Colorectal cancer.**
H. Prenen / UZ Leuven

INVITED LECTURE

FRIDAY MARCH 01

BGDO

- 11:20 **O11** **Hepatobiliary and pancreatic Cancer.**
J.-L. Van Laethem / Brussels
- 11:40 **O12** **Upper GI Cancer.**
A. Hendlisz / Brussels

BIRD & BeSPGHAN

- 08:30-09:00 **I11** **What is the remaining place of conventional immunosuppressive treatment in IBD?**
P. Irving / Guy's & Thomas 's Hospital, London, UK
- 09:40-10:00 **I16** **Bone marrow transplantation: back to infancy.**
S. Vermeire / KULeuven
- 10:30-11:00 **I17** **IBD phenotypes and immune deficiencies in infancy.**
F. Ruemmele / Paris, France
- 11:50-12:10 **I23** **Management of acute severe UC.**
M. De Vos / UZ Gent

PATHOLOGY – RADIOLOGY

- 11:00-11:30 **P01** **Tumor budding in colorectal cancer: histology and impact on staging.**
G. Puppa / Geneva, Switzerland
- 15:50-16:20 **P14** **Smoking and colonic inflammation.**
S. Verschuere / Gent

PLENARY SESSION

- 14:00-14:15 **Brohee Price lecture :**
Towards a tailored therapy in cancer.
R. Maréchal / ULB Erasme
- 15:15-15:40 **D06** **State of the art lecture:**
Highlights of last 25 years in Gastroenterology.
P. Deprez / UCL St Luc, Brussels

INVITED LECTURE

SATURDAY MARCH 02

Accreditation : Ethics & Economy - 4 points

SEVEN SOCIETIES POST GRADUATE COURSE

- 09:00 **S01** **The management of precancerous conditions and lesions of the stomach.**
M. Dinis Ribeiro / Porto, Portugal
- 09:25 **S02** **The future developments regarding detection and resection of colonic polyps.**
J. East / Oxford, U.K.
- 09:50 **S03** **Pancreatic imaging: past, present and future.**
M. Bali /ULB Erasme
- 10:15 **S04** **Personalised treatment of GI motility disturbances anno 2020.**
G. Boeckxstaens / KULeuven
- 10:40 **S05** **Second generation of biologics in IBD: inhibiting mononuclear cells homing in the intestine.**
E. Louis / Ulg Liege
- 11:25 **S06** **Interferon free treatment of Hepatitis C.**
G. Foster / London, U.K.
- 11:50 **S07** **Gut microbiota : perspectives in diagnostics and therapeutics.**
N. Delzenne / UCL St-Luc
- 12:15 **S08** **Influence of early nutrition.**
L. Weaver / Glasgow, U.K.
- 12:40 **S09** **How will we be able to afford all the expensive treatments?**
L. Annemans / UGent & VUB
- 13:05 **S10** **Convergence between GI-surgeons and endoscopists: a challenge to face.**
M. Morino / Torino, Italy

SATELLITE SYMPOSIA

THURSDAY FEBRUARY 28

12.30-13.15

MSD

Real life experience with tritherapy.

Chair: P. Michielsen, P. Stärkel

Speaker: M. Cornberg (Hanover, Germany)

13.15-14.00

GILEAD

Hepatitis B in 2013:

Where are we and where are we going?

Speaker: H. Wedemeyer (Hannover, Germany)

17.30-18.15

JANSSEN CILAG

Successful management of hepatitis C treatment with a telaprevir-based regimen.

Speaker: S. Francque (UZ Antwerp)

FRIDAY MARCH 01

12.30-13.15

ABBVIE

Use of fecal calprotectin for IBD / Adherence to anti-TNF.

Chair: T. Moreels

Speakers: P. Hindryckx, C. Reenaers

13.15-14.00

SANOFI

Angiogenesis in colorectal cancer: a place for aflibercept?

Speaker: M. Peeters (UZ Antwerp)

18.00-18.45

MSD

Ulcerative Colitis: Turning treatment goals into practice.

Chair: S. Vermeire (UZ Leuven)

Speakers: G. Veereman (UZ Brussel), D. Laharie (Bordeaux, France)

Maximising outcomes in chronic hepatitis B out to 5 years

One liver.



One life. One VIREAD

174/BE/12-04/PM/1074

viread
tenofovir disoproxil (as fumarate) 245 mg

SESSION 1

Moderators: I. Leclercq, P. Michielsens

- 08:30-08:42 **A01** **Lanreotide reduces in a dose-dependent way liver volume in patients with polycystic liver disease.**
F. Temmerman (1), T. Gevers (2), T. Ho (3), V. De Ruyter (1), R. Vanslebrouck (1), W. Coudyzer (1), W. Laleman (1), D. Cassiman (1), C. Verslype (1), S. Van Der Merwe (1), W. Van Steenberghe (1), J. Van Pelt (1), B. Bammens (1), Y. Pirson (3), J. Drenth (2), F. Nevens (1) / [1] UZ Leuven, [2] Umc St. Radboud, Nijmegen, Netherlands, [3] UCL
-
- 08:43-08:55 **A02** **A role for ALDH activity during hepatic stellate cell activation.**
L. Dolle, S. Verhulst, I. Mannaerts, E.I. Guimaraes, L.f. Thoen, A. El Taghdouini, L.A. Van Grunsven / VUB
-
- 08:56-09:08 **A10** **Efficacy and safety of tenofovir in chronic HBV infected patients with lamivudine resistance.**
S. Fung (1), P. Kwan (2), M. Fabri (3), A. Horban (4), M. Pelemis (5), P. Husa (6), H. Hann (7), J. Flaherty (8), B. Massetto (8), P. Dinh (8), A. Corsa (8), K. Kitrinis (8), J. Mchutchison (8), E. Gane (11), J. Piessevaux (12) / [1] Toronto General Hospital, Canada, [2] University Of British Columbia, Vancouver, Canada, [3] Clinic Novi Sad, Serbia, [4] Medical University Of Warsaw, Poland, [5] Clinic Belgrade, Serbia, [6] Faculty Hospital Brno, Czech Republic, [7] Thomas Jefferson University, Philadelphia, Usa, [8] Gilead Usa, [9] Auckland City Hospital, New Zealand, [12] Gilead Brussels
-
- 09:09-09:21 **A04** **Natural history of idiopathic non-cirrhotic portal hypertension: a prospective long term follow-up.**
A. Krishnan, J. Venkataraman / Stanley Medical College, Chennai, India
-
- 09:22-09:34 **A05** **The time-dependent alterations of the unfolded protein response and chemoresistance in HCC.**
Y.P. Vandewynckel (1), I. Colle (1), D. Laukens (1), C. Vanhove (1), S. Janssens (2), B. Lambrecht (2), H. Van Vlierberghe (1) / [1] UGent, [2] Vib Gent
-
- 09:35-09:47 **A06** **Vascular hyporesponsiveness in non-cirrhotic NAFLD-induced PHT compared to other models of PHT.**
S.m. Franque (1), W.j. Kwanten (2), F. Couturier (2), J. Govaerts (2), B.y. De Winter (2), J.G. De Winterman (2), P.a. Pelckmans (1), P.p. Michielsens (1) / [1] UZ Antwerp, [2] UAntwerp
-
- 09:48-10:00 **A07** **Belgian multicenter experience with intestinal transplantation.**
L.J. Ceulemans (1), A. De Roover (2), O. Detry (2), R. Troisi (3), X. Rogiers (3), R. Reding (4), J. Lerut (4), D. Ysebaert (5), T. Chapelle (5), D. Monbaliu (1), J. Pirenne (1) / [1] Ku Leuven, [2] Chu Sart Tilman, Liège, [3] UGent, [4] UCL St Luc, [5] UZAntwerp
-
- 10:00-10:30 **Coffee break**

SESSION 2

Moderators: C. Van Steenkiste, J. Henrion

- 10:30-10:42 **A08** **Fibroscan: the most reliable non-invasive method to assess severe fibrosis and cirrhosis in ALD.**
M. Fernandez, E. Tropa, T. Gustot, D. Degre, L. Verset, P. Demetter, M. Adler, C. Moreno / ULB Erasme
-
- 10:43-10:55 **A09** **Two models of progenitor cells show discrepancies in phenotype and differentiation pre-disposition.**
N. Van Hul (1), R. Espanol Suner (1), C. Sempoux (1), C. Casteleyn (2), F. Lemaigre (1), I. Leclercq (1) / [1] UCL St Luc, [2] UAntwerp
-
- 10:56-11:08 **A03** **Six years of treatment with tenofovir for chronic HBV infection is safe and well tolerated.**
P. Marcellin (1), M. Buti (2), E. Gane (3), N. Tsai (4), W. Sievert (5), I. Jacobson (6), G. Germanidis (7), J. Flaherty (8), P. Dinh (8), K. Kitrinos (8), J. Mchutchison (8), N. Afdhal (9), J. Pissevaux (10) / [1] Hôpital Beaujon, France, [2] Hospital Vall D'hebron, Barcelona, Spain, [3] Auckland City Hospital, New Zealand, [4] University Of Hawaii, Usa [5] Monash University & Monash Medical Centre, Melbourne, Australia, [6] Weill Cornell Medical College, New York, Usa, [7] Ahepa University Hospital, Thessaloniki, Greece, [8] Gilead Usa, [9] Beth Israel Deaconess Medical Center, Boston, Usa, [10] Gilead Brussels
-
- 11:09-11:21 **A11** **Liver cell proliferation determines MELD score improvement in decompensated alcoholic liver disease.**
N. Lanthier, L. Rubbia-Brandt, N. Lin-Marq, Y. Chalandon, J.I. Frossard, L. Spahr / University Hospitals Geneva, Switzerland
-
- 11:22-11:34 **A12** **Non-inferiority of Q12H telaprevir versus Q8H in treatment-naïve, HCV GENOTYPE 1-infected patients.**
.Y. Horsmanns (1), M. Buti (2), K. Agarwal(3), W. Sievert(4), E. Janczewska(5), S. Zeuzem(6), L. Nyberg(7), R. Brown(8), C. Hezode(9), M. Rizzetto(10), R. Parana(11), S. De Meyer(12), D. Luo(13), J. Witek(13) / [1] UCL St-Luc, [2] Hospital Valle Hebron And Ciberehd Del Institut Carlos Iii, Barcelona, Spain, [3] Kings College Hospital, London, Uk, [4] Monash Medical Centre And Monash University, Melbourne, Australia, [5] Clinic Hepatology Myslowice, Poland, [6] Goethe University Medical Center, Frankfurt, Germany, [7] Kaiser Permanente, San Diego, Usa, [8] Columbia University College New York, Usa [9] Hôpital Henri Mondor, France [10] University Of Torino, Italy, [11] Medical School Bahia, Brazil, [12] Janssen Bvba, Beerse, [13] Janssen, Usa
-
- 11:35-11:47 **A13** **Endoplasmic reticulum stress inhibition reduces steatosis but not glucose intolerance in foz mice.**
V. Legry (1), B. Lambert (1), L. Poekes (1), G. Farrell (2), I. Leclercq (1) / [1] UCL Louvain, [2] Canberra Hospital, Australia
-

ROOM
«LIJN»

BASL / BLIC

11:48-12:20 **A14** **Invited lecture: BASL-BLIC Spring Meeting lecture**
Moderator: H. Reynaert
The concept of progenitor/stem cells in liver disease in 2013
L. van Grunsven / VUB Brussels

12:20-14:00 Lunch

SESSION 3

Moderators: C. Moreno, D. Sprengers

14:00-14:12 **A15** **BOCEPREVIR-BASED tritherapy of HCV-INFECTED Belgian liver transplanted patients: preliminary results.**
D. Degre (1), I. Colle (2), H. Van Vlierberghe (2), C. Moreno (1) / [1] ULB Erasme, [2] UZ Gent

14:13-14:25 **A16** **High fat induced insulin resistance: the emerging role of hepatokines.**
N. Lanthier, V. Lebrun, O. Molendi-Coste, I.A. Leclercq / UCL St Luc

14:26-14:38 **A17** **Replication and susceptibility to telaprevir of T54S variant is modulated by others HCV NS3 mutation.**
S. Ortiou (1), S. Bontems (2), J.Y. Servais (1), D. Perez-Bercoff (1), J. Fritz (3), D. Vaira (2), J. Delwaide (2), V. Arendt (4), T. Staub (4), J.C Schmit (1), C. Devaux (1) / [1] CRP-Santé, Luxembourg, [2] Ulg, [3] University Luxembourg, [4] CHL, Luxembourg

14:39-14:51 **A18** **Correlation of human liver PPAR expression with histological severity of NASH.**
S. Franque (1), A. Verrijken (1), S. Caron (2), J. Prawitt (2), M.R. Taskinen (3), W. Van Hul (4), I. Mertens (1), G. Hubens (1), E. Van Marck (1), B. Staels (2), P. Pelckmans (1), P. Michielsen (1), L. Van Gaal (1) / [1] UZAntwerp, [2] Institut Pasteur, Lille, France, [3] Helsinki University Central Hospital, Finland, [4] UAntwerp

14:52-15:04 **A19** **Embolization of large portosystemic shunts for refractory hepatic encephalopathy: a European survey.**
W. Laleman (1), M. Simon-Talero (2), G. Maleux (3), M. Perez (2), K. Ameloot (1), G. Soriano (3), J. Villalba (3), J.C. Garcia-Pagan (4), M. Barrufet (5), R. Jalan (6), J. Brookes (6), E. Thalassinou (7), A.K. Burroughs (7), J. Cordoba (2), F. Nevens (1) / [1] KULeuven, [2] Hospital Vall D'hebron, Barcelona, Spain, [3] Hospital De La Santa Creu Barcelona, Spain, [4] Institut August Pi I Sunyer Barcelona, Spain, [5] Hospital Clinic, Barcelona, Spain, [6] University College London Medical School, UK, [7] Royal Free Hospital, London, UK

15:05-15:17 **A20** **(GTN) repeat genetic variant in the promoter of HO-1 is not associated to alcoholic liver disease.**

A. Lemaire, E. Trepo, R. Ouziel, T. Gustot, C. Moreno, D. Degré, C. Minsart, V. De Wilde, O. Le Moine, J. Deviere, M. Abramowicz, A. Le Moine, A. Lemmers / ULB Erasme

15:18-15:30 **A21** **Sarcopenia in symptomatic PCLD patients: a more objective parameter for liver allocation?**

F. Temmerman (1), J. Pirenne (2), R. Vanslebrouck (1), W. Coudyzer (1), D. Monbaliu (2), R. Aerts (2), W. Laleman (1), D. Cassiman (1), C. Verslype (1), S. Van Der Merwe (1), W. Van Steenberghe (1), J. Van Pelt (2), J. Drenth (3), F. Nevens (1) / [1] UZ Leuven, [2] KULeuven, [3] Umc St. Radboud, Nijmegen, Netherlands

15:31-15:43 **A22** **Impact of invasive aspergillosis on short-term mortality in patients with severe alcoholic hepatitis.**

T. Gustot, E. Maillart, M. Bocci, R. Surin, J. Schreiber, V. Lucidi, D. Degre, V. Donckier, F. Jacobs, C. Moreno / ULB Erasme

15:44-16:15 Coffee break


16:15-16:45 **A23** **Invited lecture: Marc Hautekeete lecture**
Moderator: W. Laleman
Liver disease associated with IBD: what should the gastroenterologist know?

K. Muri Boberg / Oslo, Norway

16:45-17:00 **BASL Awards for the best Basic and Clinical work presented.**

17:00 End of session

17:15-18:00 **Oral Top Basic Posters (Room Florentine).**

- A24** **Prevalence of adrenal insufficiency in cirrhosis and its effect on survival.**
A. Matin, R. Chawlani, A. Kumar, A. Arora / Sir Ganga Ram Hospital, New Delhi, India.
- A25** **Glycomics as a new tool for preservation fluid analysis in liver transplantation.**
X. Verhelst (1), B. Blomme (1), A. Geerts (1), I. Colle (1), R. Troisi (1), X. Rogiers (1), N. Callewaert (2), H. Vanvlierberghe (1) / [1] UZ Gent, [2] VIB Gent
- A26** **HCV screening in african (malian) women: relevance of the NS3 epitope.**
N. Bouare (1), D. Vaira (1), A. Gothot (1), J. Delwaide (1), S. Bontems (1), L. Seidel (1), P. Gerard (2), C. Gerard (1) / [1] CHU Sart Tilman, Liège, [2] ULg
- A27** **Distinct metabolic profile and impaired histological response to weight loss in ANA+ obese patients.**
L. Vonghia, A. Verrijken, L. Van Gaal, E. Van Marck, V. Van Marck, P. Pelckmans, P. Michielsens, S. Francque / [1] UZ Antwerp
- A28** **Changes in elastography as predictor of outcome in patients with compensated advanced liver disease.**
M. Esmat Gamil, D. Cassiman, W. Laleman, C. Verslype, S. Van Der Merwe, W. Van Steenberghe, J. Van Pelt, F. Nevens / KULeuven
- A29** **Transcatheter arterial embolization with doxorubicin eluting SAP microspheres in treatment of HCC.**
J. Dekervel (1), H. Van Malenstein (1), V. Vandecaveye (2), F. Nevens (1), S. Heye (1), W. Laleman (1), J. Vaninbrouckx (1), C. Verslype (1), G. Maleux (1) / [1] KULeuven, [2] UZ Leuven
-  **A30** **Role of proton pump inhibitors in the occurrence and prognosis of spontaneous bacterial peritonitis.**
M. De Vos, B. De Vroey, B. Garcia Garcia, C. Roy, F. Kidd, J. Henrion, P. Deltenre / Hôpital De Jolimont, Haine-Saint-Paul
- A31** **Virological response in belgian CHC patients treated with peginterferon alfa/ribavirin: a sub-analys.**
J.P. Mulkay (1), S. Bourgeois (2), L. Lasser (3), C. De Galocsy (4), Y. Horsmans (5), H. Van Vlierberghe (6) / [1] ULB Saint-Pierre, [2] Stuivenberg Hospital, Antwerpen, [3] ULB Brugmann, [4] Hôpitaux Iris Sud Bracops, [5] UCL, [6] U Gent
- A32** **Liver stiffness by shear wave elastography is influenced by meal-related haemodynamic modifications.**
L. Vonghia, W. Verlinden, P. Pelckmans, P. Michielsens, S. Francque / UZ Antwerp

A33 Prevalence and outcome of diastolic dysfunction in liver transplantation recipients.

S. Raevens, M. De Pauw, A. Geerts, F. Berrevoet, X. Rogiers, R. Troisi, H. Van Vlierberghe, I. Colle / UZ Gent



A34 Class II HDAC inhibition hampers hepatic stellate cell activation by induction of Micro RNA-29.

I. Mannaerts (1), N. Eysackers (1), O. Onyema (1), K. Van Beneden (1), A. Mai (2), M. Odenthal (3), L. Van Grunsen (1) / [1] VUB, [2] Sapienza University, Rome, Italy, [3] University Hospital Of Cologne, Germany



A35 The value of GP73 as a marker for differentiating between benign and malignant liver tumours.

M. Bröker, J. Uzermans, C. Witjes, R. De Man / Erasmus Medical Center, Rotterdam, Netherlands

A36 Discovery of a hyperferritinemia: which investigations ? A glem/lok survey.

A. Geubel (1), H. Büscher (2), C. De Galocsy (3), R. Fiasse (1) / [1] UCL St-Luc, [2] UZ Antwerp, [3] CH Joseph Bracops



A37 Indications and results of combined liver/kidney transplantation: single center experience.

L.J. Ceulemans, D. Monbaliu, R. Aerts, W. Coosemans, I. Jochmans, N. Meurisse, F. Temmerman, W. Laleman, S. Van Der Merwe, J. Van Pelt, W. Van Steenberghe, C. Verslype, T. Roskams, E. Lerut, B. Bammens, B. Sprangers, M. Naesens, K. Claes, B. Meijers, P. Evenepoel, Y. Vanrenterghem, D. Kuypers, F. Nevens, J. Pirenne / KULeuven

A38 Vascular corrosion casting in research on liver diseases and transplantation: an overview of studies.

C. Casteleyn (1), C. Van Steenkiste (2), F. Heindryckx (3), S. Coulon (4), N. Van Hul (5), C. Debbaut (4), P. Cornillie (6), D. Monbaliu (7), S. Franque (8), B. Tambuyzer (1), S. Van Cruchten (1), C. Van Ginneken (1) / [1] U Antwerp, [2] Maria Middellares Ziekenhuis, Gent, [3] Uppsala University, Sweden, [4] UZ Gent [5] UCL St-Luc, [6] U Gent [7] KULeuven, [8] UZ Antwerp

A39 Relationship between lifestyle/dietary habits, physical exercise and the NAFLD spectrum.

G. Bronne, A. Foucart, P. Vereerstraeten, P. Demetter, L. Verset, M. Barea, C. Moreno, A. Van Gossum, J. Deviere, D. Degré, M. Adler / ULB Erasme

SESSION 1

Moderators: I. Depoortere, J. De Man

08:55

Meeting kick-off

09:00

B01 Expression of anoctamin 1, an ICC marker, in the intestine of wild-type and mutant zebrafish.*L. Uyttebroeck (1), I.T. Shepherd (2), G. Hubens (1), J.-P. Timmermans (1), L. Van Nassauw (1) / [1] U Antwerp [2] Emory University, Atlanta, USA*

09:15

B01 Mitochondrial ROS is involved during TNF- α -induced oxidative stress in intestinal epithelial cells.*D. Babu (1), G. Leclercq (2), Q. Remijsen (2), R. Motterlini (3), R.A. Lefebvre (1) / [1] Heymans Institute of Pharmacology, Gent, [2] U Gent [3] INSERM U955, Créteil, France.*

09:30

B03 Beta-glucan particles as novel antigen delivery systems: towards oral vaccination.*R. De Smet, S. Verschuere, L. Allais, T. Demoor, B. De Geest, C. Cuvelier / U Gent*

09:45

B04 Ghrelin receptor modulates CD4 T cell function during intestinal inflammation.*G. Matteoli, M. Di Giovangiulio, G. Farro, N. Stakenborg, P.J. Gomez-Pinilla, I. Depoortere, G. Boeckxstaens / KULeuven*

10:00

B05 The selective histamine H4 antagonist JNJ7777120 reduces postinflammatory visceral hypersensitivity.*A. Deiteren (1), J. De Man (1), N. Ruysers (1), T. Moreels (2), P. Pelckmans (2), B. De Winter (1) / [1] U Antwerpen [2] UZ Antwerpen*

10:15

Coffee break

SESSION 2

Moderators: P. Van den Berghe, J.-P. Timmermans

10:45

B06 Invited lecture: Calcium imaging in the gut.*G. Hennig / Reno, USA*

11:30

B07 Ca imaging at kHz rates discriminates direct from synaptic-driven activation of nerve varicosities.*M. Martens, W. Boesmans, P. Vanden Berghe / KULeuven*

11:45 **B08** **Corticotrophin-releasing factor and urocortins in the healthy and inflamed mouse ileum.**

R. Buckinx, L.R. Avula, K. Alpaerts, L. Van Nassauw, J.-P. Timmermans / U Antwerpen

11:45 **B09** **Influence of SPRY4 knock-out on the MAPK/ERK pathway in the mouse WK641E gist model.**

P. Vandenberghe, A. Thys, P. Gromova, P. Hague, J.M. Vanderwinden / ULB Erasme

11:45 **B10** **Tissue clarification & light sheet microscopy: Is this the end of slicing?**

J.M. Vanderwinden, P. Hague / ULB Erasme

11:45 **B11** **HuC/D protein in the enteric nervous system: more than a neuronal marker?**

A.S. Desmet, C. Cirillo, J. Tack, P. Vanden Berghe / KULeuven

12:45 Lunch

SESSION 3

Moderators: J.-M. Vanderwinden, R. Lefebvre

14:00 **B12** **Invited lecture: The use of cell-type specific genetic models to unravel specific pathways in the gut.**

A. Friebe / Wurzburg, Germany

14:45 **B13** **Absence of intestinal inflammation and postoperative ileus in a laparoscopic mouse model.**

P.J. Gomez Pinilla (1), A. Lissens (1), M.M. Binda (1), M. Di Giovangiulio (1), A. Nemethova (1), G. Farro (1), S.H. Van Bree (2), G. Matteoli (1), J. Deprest (1), G. Boeckxstaens (1) / [1] KULeuven, [2] AMC, Amsterdam, The Netherlands.

15:00 **B14** **Acute anxiety and chronic co-morbid anxiety impair gastric accommodation in functional dyspepsia.**

N. Weltens (1), H.G. Ly (1), R. Vos (2), L. Holvoet (1), L. Van Oudenhove (1), J. Tack (1) / [1] KULeuven, [2] UZ Leuven

15:15 **B15** **The non-diabetic BB-rat: a spontaneous model for impaired gastric accommodation.**

C. Vanormelingen, R. Farré, T. Vanuytsel, T. Masaoka, S. Salim Rasoel, J. Toth, T. Thijs, H. Vanheel, L. Van Oudenhove, I. Depoortere, P. Vanden Berghe, J. Tack / KULeuven

ROOM
«TEUN»OG-FWO
"GASTROINTESTINAL
REGULATORY MECHANISMS"

15:30

B16 BAY 58-2667 does not improve delayed gastric emptying in apo-sGC mice.

S. Cosyns (1), J.P. Stasch (2), P. Brouckaert (3), R.A. Lefebvre (1) / [1] Heymans Institute of Pharmacology, Gent, [2] Institute of Cardiovascular Research Bayer Healthcare, Wuppertal, Germany, [3] Department of Biomedical Molecular Biology, Gent

15:45

Coffee break

SESSION 4

Moderators: G. Boeckxstaens, B. De Winter

16:15

B17 Endocrine and smooth muscle responses of the bitter agonists, denatonium benzoate, in mouse stomach.

B. Avau, T. Thijs, J. Laermans, J. Tack, I. Depoortere / KULeuven

16:30

B18 Intra-gastric administration of denatonium benzoate decreases hunger and the occurrence of phase III.

E. Deloose, M. Corsetti, L. Van Oudenhove, I. Depoortere, J. Tack / KULeuven

16:45

B19 Liraglutide improves parameters of late dumping syndrome during OGTT in patients without gastrectomy.

T. Vanuytsel (1), R. Bisschops (2), L. Holvoet (1), P. Caenepeel (2), J. Arts (2), S. Kindt (2), G. Boeckxstaens (1), M. Lannoo (2), E. Deloose (1), C. Andrews (1), J. Tack (1) / [1] KULeuven [2] UZ Leuven

17:00

B20 Rome III functional dyspepsia subdivision in PDS and EPS: recognizing postprandial symptoms.

F. Carbone (1), L. Holvoet (2), C. Andrews (1), J. Tack (1) / [1] KULeuven, [2] UZ Leuven

17:15

B21 Effect of the H1-receptor antagonist Ebastin on visceral perception and clinical symptoms in IBS.

S. Van Wanrooij, M. Wouters, L. Van Oudenhove, S. Vermeire, P. Rutgeerts, G. Boeckxstaens / KULeuven

17:30

FAREWELL ADDRESS

End of session

17:15-18:00

Oral Top Basic Posters (Room Florentine).

SESSION 1

Moderators: P. Eisendrath, E. Cesmeli

- 09:00 **T01** **Invited Lecture: Optimal diagnosis and staging of focal pancreatic mass.**
J.-L. Van Laethem / ULB Erasme
-
- 09:30 **T02** **A suspicious pancreatic mass is not always pancreatic cancer, even with very high levels of CA 19-9.**
E. Cesmeli, F. Hublé, A. De Backer, W. Pauwels, C. Vandebroecke, M. Kint / UZ Gent, Sint Lucas Gent
-
- 09:45 **T03** **Etiology of chronic pancreatitis: two-yr single-centre experience in a tertiary hospital in Belgium.**
W. Van Steenberghe, C. Verslype, W. Laleman, S. Vandermerwe, D. Cassiman, D. Vanbeckevoort, V. Vandecaveye, G. De Hertogh, B. Topal, R. Aerts, A. Corveleyn, F. Nevens / UZLeuven
-
- 10:00 **T04** **EUS guided necrosectomy temporary cystogastrostomy with covered stent for pancreatic necrosis.**
A. Krishnan, R. Ramakrishnan / Apollo Hospitals, Chennai, India
-
- 10:15 **T05** **Does EUS-FNA of pancreatic cysts provides adequate material for cytology and laboratory analysis?**
G. Mavrogenis (1), B. Weynand(2), A. Sibille(1), G. Longheval(1), P. Warzee(1) / [1]Notre Dame Charleroi, [2]UCL Mont-Godinne
-
- 10:30 **T06** **EUS fine needle aspiration and biopsy sample quality analysis for HENT1 immunohistochemical staining.**
F. Puleo(1), R. Marechal(1), P. Demetter(1), L. Verset(1), P. Eisendrath(1), A. Calomme(1), E. Toussaint(2), J.B. Bachet(3), M. Arvanitakis(1), J. Devière(1), J.-L. Van Laethem(1)/ [1] ULB Erasme, [2] Institut Jules Bordet, Brussels, [3] Hôpital Pitié-Salpêtrière, Paris, France
-
- 10:45 **Coffee break**

SESSION 2

Moderators: P. Deprez, W. Van Steenberghe

- 11:15 **T07** **Invited Lecture: Mechanisms of cell differentiation in pancreatic exocrine metaplasia.**
F. Lemaigre / UCL St-Luc
-
- 11:45 **T08** **Aberrant location of pancreatic tissue and its consequence: about two cases.**
D. Hastir, L. Verset, M.A. Bali, M. Arvanitakis, J. Closset, P. Loi, C. Matos, M. Delhaye, P. Demetter / ULB Erasme
-
- 12:00 **T09** **Recurrent fever and peripancreatic infiltration in a 39 y.o. man of albanian origin.**
B. Couturier, B. Vokaer, I. Stoian, F. Corbusier, O. Moens, M. Arvanitakis, M. Delhaye, P. Eisendrath, P. Demetter, E. Cogan / ULB Erasme
-
- 12:15 **T10** **60 year-old man with pancreatitis, increased IGG4, diffuse lymphnodes: same pathological entity ?**
P. Gast, P. Honoré, N. Bletard / CHU Liège
-
- 12:15 **T11** **A drink on a sailing boat, then a complete pancreatic nightmare...**
P. Deprez / UCL St-Luc
-
- 12:30 Lunch

GOOD CLINICAL PRACTICE IN THE DETECTION
AND TREATMENT OF COLONIC POLYPS

SESSION 1

Moderators: I. Demedts, X. De Koninck

Welcome: D. De Looze

14:00-14:25 **G01** **Invited lecture: How to improve the adenoma detection rate?***R. Bisschops / KULeuven*14:25-14:35 **G02** **Lower diagnostic yield of capsule endoscopy since reimbursement policy in Belgium.***B. Van Duyfhuys, L. Crapé, C. Jacobs, J. Van Hauwe, P. Hindryckx, M. De Vos, D. De Looze / UZ Gent*14:35-14:45 **G03** **Double balloon enteroscopy is an adequate therapeutic tool to address angiodysplasia-related anemia.***M. Janssens, X. Verhelst, P. Hindryckx, D. De Looze, M. De Vos, H. Peeters / UZ Gent*14:45-14:55 **G04** **Faecal transplantation for recurrent Clostridium difficile infections: Flemish experience.***T. Holvoet (1), S. Naegels (2), D. Marichal (3), A. Mast (3), E. Cesmeli (3), G. Ghillebert (4), D. De Looze (1) / [1] UZ Gent [2] Zna Middelheim, Antwerpen, [3] AZ Sint Lucas, Gent, [4] H. Ziekenhuis, Roeselare*14:55-15:05 **G05** **Reactions to the endoscopic discovery of small (< 1 cm) colonic adenomas. Belgian glem/lok survey.***M. Van Outryve (1), C. De Galocsy (2), H. Büscher (3), J.I. Coenegrachts (4), R. Fiasse (5) / [1] UZ Antwerpen [2] Hôpitaux Iris Sud Bracops, Brussels, [3] AZ St Jozef, Malle, [4] Virga Jesse Hospital, Hasselt, [5] UCL*15:05-15:35 **G06** **Invited Lecture: What to do with diminutive polyps: Resect and/or discard?***J. East / Oxford, UK*

15:35-16:05 Coffee break

SESSION 2

Moderators: T. Moreels, O. Lemoine

- 16:05-16:15 **G07** **ERCP by laparoscopic transgastric access in Patients with gastric bypass with biliary disease.**
A. Badaoui (1), G. Dapri (2), C. D'haese (3), A. Rosiere (1), T. De Ronde (1), P. Deprez (4), J. Himpens (3) / [1] UCL, Mont-Godinne, [2] ULB Saint-Pierre, [3] AZ St Blasius, Dendermonde, [4] UCL St-Luc
- 16:15-16:25 **G08** **Combined Laparoscopy-Assisted ERCP And Cholecystectomy After Bariatric ROUX-EN-Y Gastric Bypass.**
C. Snauwaert, P. Laukens, F. Goudsmedt, B. Dillemans / AZ Sint-Jan Brugge-Oostende
- 16:25-16:35 **G09** **Endoscopic ultrasonography-guided drainage in the management of malignant biliary obstruction.**
A. Badaoui (1), C. Gillain (2), T. Aouattah (3), J.F. De Wispelaere (1), T. De Ronde (1), P. Deprez (4) / [1] UCL, Mont-Godinne, [2] Grand Hôpital De Charleroi, [3] Clinique St. Pierre, Ottignies, [4] UCL St-Luc
- 16:35-16:45 **G10** **Outcome of embolization of post-sphincterotomy bleeding refractory to endoscopic therapy.**
G. Maleux (1), J. Bielen (2), A. Laenen (1), S. Heye (1), J. Vaninbrouck (1), W. Laleman (1), P. Verhamme (2), A. Wilmer (2), W. Van Steenberghe (2) / [1] KULeuven, [2] UZ Leuven
- 16:45-17:10 **G11** **Invited Lecture: Large colonic polyps: piecemeal EMR or ESD or...surgical resection?**
H. Piessevaux / UCL St-Luc

End of session

17:15-18:00 **Oral Top Basic Posters (Room Florentine).**

SESSION 1

Moderators: N. Van De Winkel, J.P. Thissen

14:00-14:15 **N01** **Invited Lecture: Nutrition Day 2012.***J.C. Preiser / ULB Erasme*14:15-14:30 **N02** **Distribution of body fat contributes to the prediction of complications after colorectal surgery.***D. Leonard (1), F. Penninckx (2), D. Brandt (1), C. Bugli (3), N. Abbes Orabi (4), R. Chamlou (5), C. Coimbra (6), A. D'hoore (2), R. Droissart (5), J. Etienne (7), C. Jehaes (8), B. Majerus (9), F. Mboti (10), B. Monami (8), F. Pierard (11), J.P. Saey (4), L. Stainier (9), N. tinton (12), J. Van De Stadt (10), Y. Van Molhem (13), A. Kartheuser (1) / [1] UCL St-Luc, [2] UZ Leuven, [3] UCL, [4] CHR St Joseph, Mons, [5] Clinique Saint-Jean, Brussels, [6] CHU Sart Tilman, Liège, [7] Clinique Sainte-Elisabeth, Namur, [8] Clinique St-Joseph, Liège, [9] Clinique St. Pierre, Ottignies, [10] ULB Erasme, [11] Clinique Saint-Luc, Namur, [12] Hopital St Joseph, Gilly, [13] OLV Ziekenhuis, Aalst*14:30-14:45 **N03** **The body mass index and its influence on endoscopy before gastric bypass.***P. Itoudi, T. Sersté, R. Ntounda, V. Rolland, B. Cadière, G. Cadière, M. Van Gossum / ULB Saint-Pierre*14:45-15:00 **N04** **Nutritional assessment in cancer outpatients performed in an oncological hospital.***J. Cantarero Gamarra , N. Hallot, Y. Lalami, D. De Valeriola , B. Fernel, M. Moreau, M. Csörgö, E. Toussaint / Institut Jules Bordet, Brussels*15:00-15:45 **N05** **Invited Lecture: Differentiating sarcopenia from cachexia and undernutrition.***S. Schneider / France*

16:00-16:15 Coffee break

ROOM

«CULLINAN III (1st floor)»

NUTRITION

SESSION 2

Moderators: D. Ysebaert, J.C. Preiser

16:15-16:30 **N06** **Refeeding syndrome and vitamin D levels:prospective study in patients receiving parenteral nutrition.**

M. Arvanitakis, P. Itoudi-Bignoumba, A. Ballarin, V. Lievin, A. Van Gossum / ULB Erasme

16:30-16:45 **N07** **Role of anorexia in the development of cancer cachexia.**

A. Loumaye, M. De Barsey, J.P. Thissen / UCL St-Luc

16:45-17:30 **N08** **Invited Lecture: New Guidelines for Nutrition in ICU.**

J.C. Preiser / ULB Erasme

End of session

17:30-18:00

Oral Top Basic Posters (Room Florentine).

PART 1 : 14:00 - 15:30

Moderators: P. Hindryckx, F. Smets

14:00-14:30 **I01** **Invited lecture: Role of lymphangiogenesis in physiopathology of IBD.**

J.F. Rahier / UCL Mont Godinne

14:30-14:40 **I02** **The therapeutic potential of helminth proteins in a chronic colitis transfer model.**

M. Heylen (1), N. Ruysers (1), J. De Man (1), P. Pelckmans (2), B. De Winter (1), T. Moreels (2) / [1] U Antwerpen [2] UZ Antwerpen

14:40-14:50 **I03** **Differentially expressed microRNAs regulate expression of genes with clinical interest in active UC.**

J. Van Der Goten, L. Van Lommel, W. Vanhove, V. De Preter, M. Ferrante, F. Schuit, P. Rutgeerts, S. Vermeire, I. Arijis / KULeuven

14:50-15:00 **I04** **Simultaneously restoration of FOXP3+TREG, type 1-like Treg and B cells by anti-TNF therapy for IBD.**

Z. Li (1), S. Vermeire (1), D. Bullens (1), M. Ferrante (1), K. Van Steen (2), M. Noman (1), P. Rutgeerts (1), J.L. Ceuppens (1), G. Van Assche (1) / [1] UZ Leuven [2] ULg

15:00-15:30 **I05** **Invited Lecture: Mechanism of Lymphocyte homing regulation .**

A. Hart / St Mark's Hospital, London, UK

15:30-16:00 **Coffee break**

PART 2 : 16:00 - 17:10

Moderators: D. Franchimont , I. Hoffman

16:00-16:10 **I06** **Metallothionein, an emerging danger signal during experimental colitis.**

L. Devisscher (1), P. Hindryckx (1), K. Olievier (1), H. Peeters (1), M. Lynes (2), C. Cuvelier (1), M. De Vos (1), D. Laukens (1) / [1] U Gent, [2] Cedars-Sinai Medical Center, Los Angeles, USA

16:10-16:20 **I07** **Gene expression profiling underlines the importance of inflammatory load in the course of ileal CD.**

J. Van Der Goten, I. Arijis, K. Machiels, L. Van Lommel, G. De Hertogh, M. Ferrante, F. Schuit, S. Vermeire, P. Rutgeerts / KULeuven

**ROOM
«TIFFANY»****IBD BIRD
BeSPGHAN**

- 16:20-16:30 **I08** **Differential expression of PROLYL HYDROXYLASES 1 and 3 between IBD and non-IBD patients.**
S. Van Welden, D. Laukens, M. De Vos, P. Hindryckx / U Gent
-
- 16:30-16:40 **I09** **Endoplasmic reticulum aminopeptidase 1 is a promising candidate gene for inflammatory bowel disease.**
D. Laukens, H. Peeters, P. Hindryckx, M. De Vos / U Gent
-
- 16:40-17:10 **I10** **Invited Lecture: Cholinergic modulation of intestinal inflammation**
G. Boekxstaens / KULeuven
-
- 17:15-18:00 **Oral Top Basic Posters (Room Florentine).**

Not just healthcare.

At MSD in Belgium and Luxemburg, we work hard to keep the world well. How? By providing people with innovative prescription medicines. We also provide leading healthcare solutions that make a difference. And we do it by listening to patients, physicians and our other partners — and anticipating their needs.

You can learn more about our medicines and services on www.msd-belgium.be.



We believe our responsibility includes making sure that our products reach people who need them. So we've created many far-reaching programs and partnerships to accomplish this.

We continue on our journey to redefine ourselves to bring more hope to more people around the world. Our goals are clear and our commitment is fierce. We are dedicated to solving problems and pursuing new answers.

	ROOMS	LIJN	TEUN	SANCY	
27	EVENING			NOVARTIS MEETING	MEET
THURSDAY 28	MORNING	BASL / BLIC	OG - FWO	BELGIAN PANCREATIC CLUB	
	LUNCH	«Exhibition Area» Room Belle Epoque	«Exhibition Area» Room Belle Epoque		
	12H30 - 13H15	Satellite Symposium MSD			
	13H15 - 14H00	Satellite Symposium GILEAD			
	AFTERNOON	BASL / BLIC	OG - FWO	BSGIE	
	17H30 - 18H15	Satellite Symposium JANSSEN CILAG		MEETING RMS ENDOSCOPY	
FRIDAY 01	MORNING	BeSPGHAN/BIRD	BeSPGHAN/BIRD	PATHOLOGY / RADIOLOGY	
	LUNCH	«Exhibition Area» Room Belle Epoque			
	12H30 - 13H15	Satellite Symposium ABBVIE		General Assembly BeSPGHAN	
	13H15 - 14H00	Satellite Symposium SANOFI			
	AFTERNOON	BWG Plenary Session		RADIOLOGY/ PATHOLOGY	
	18H00 - 18H45	Satellite Symposium MSD		CA / CS SRBGE	D
SAT 02	MORNING	SEVEN SOCIETIES POSTGRADUATE COURSE		BINA NURSES Meeting	B
	LUNCH	«Exhibition Area» Room Belle Epoque	General Assembly BSGIE		

LEVEL 2				LEVEL 1
SHAH	TIFFANY	FLORENTINE	HOPE	CULLINAN LLL
MEETING OG-FWO				
		POSTER AREA	HOSPITALITY SUITE TAKEDA	
		POSTER AREA	HOSPITALITY SUITE TAKEDA	
		POSTER AREA	HOSPITALITY SUITE TAKEDA	
		POSTER AREA	HOSPITALITY SUITE TAKEDA	
	BIRD	POSTER AREA	HOSPITALITY SUITE TAKEDA	NUTRITION
	General Assembly IBD	Oral Top Basic Posters Session 17h15-18h	HOSPITALITY SUITE TAKEDA	
	BDGO	Oral Top Clinical Posters Session 11h15-12h	HOSPITALITY SUITE TAKEDA	Case reports Session
		POSTER AREA	HOSPITALITY SUITE TAKEDA	
	Professional GE Association	POSTER AREA	HOSPITALITY SUITE TAKEDA	
		POSTER AREA	HOSPITALITY SUITE TAKEDA	
		POSTER AREA	HOSPITALITY SUITE TAKEDA	
Drink TAKEDA	Acta Gastroenterologica 17h45 Board Meeting 18h15 General Assembly	POSTER AREA	HOSPITALITY SUITE TAKEDA	
BINA NURSES Meeting	BINA NURSES Break	POSTER AREA	HOSPITALITY SUITE TAKEDA	
	BINA NURSES Lunch	POSTER AREA	HOSPITALITY SUITE TAKEDA	General Assembly SRBGE

NNI ONLINE
via

www.nestlenutrition-institute.org

Join the NNI

Stay informed on the latest discoveries and practices in nutrition

Access online conferences and e-learning

Personalize exclusive content to your interests

Network actively with like-minded colleagues

To access the Nestlé Nutrition Institute resources and community, please complete the following form. The Institute targets scientists, health professionals and students in the area of nutrition. The contents and information in this website are for your informational use only and are not intended to be a substitute for medical advice. Diagnosis or treatment.

About Yourself

First Name <input type="text"/>	Last Name <input type="text"/>	Country <input type="text"/>
Profession <input type="text"/>	Country <input type="text"/>	Level of Education <input type="text"/>
Gender <input type="text"/>	Work <input type="text"/>	Senior Position <input type="text"/>

I would like to be contacted by NNI

Customize your Area of Interest and Expertise

By signing up you agree to our Privacy Notice

[Sign up >](#)

of via
(password : NAN)

www.medinfo-nestle.be

Welkom op de Nestlé Baby Medinfo Site

Bienvenue sur le site Nestlé


Compendium Nestlé
Klik hier

Ga naar Nestlé
Klik hier

Nestlé Nutrition INSTITUTE
Meer info? Klik hier

Pro BIFIDUS
Meer info? Klik hier

Voedingsadvies
Meer advies?



ROOM «FLORENTINE» **POSTER SESSION OG - FWO**

B22 Antidiarrhoeal agents and paracellular permeability of E coli-infected caco-goblet intestinal model
B. De Servi, M. Meloni / Vitroscreen Srl (Milano, Italy)

ROOM «FLORENTINE» **POSTER SESSION BELGIAN PANCREATIC CLUB**

T11 Lesions of the pancreatic tail: a differential diagnosis
J. Decock, D. Vanbeckevoort, D. Bielen / UZ Leuven

ROOM «FLORENTINE» **POSTER SESSION BSGIE**

G12 "Bear-Claw" or over-the-scope clip system (OTSC)-A breakthrough, surgery sparing, endoscopic device.
J. Toshniwal (1), L. Fry (2), K. Vormbrock (2), M. Zabielski (2), K. Mönkemüller (2) / [1] Sir Ganga Ram Hospital, New Delhi, India, [2] Marienhospital, Bottrop, Germany

G13 Clinical manifestations associated with entamoeba coli: impact of HIV and metronidazole.
O. Lheureux, T. Sersté, V. Muls, M. Buset, S. De Wit, O. Vandenberg, A. Dediste / ULB Saint-Pierre

G14 Stenting in unextractable large common bile duct stones in elderly and high risk patients.
A. Krishnan, R. Ramakrishnan, J. Venkataraman / Stanley Medical College, Chennai, India

G15 Transoral fundoplication for gastroesophageal reflux: a long term single-center clinical study.
S. D'amico, O. Plomteux, J. Weerts, F. Fontaine, B. Bastens / St Joseph Hospital, Liège

G16 Success rate and safety of colonoscopy in patients with liver cirrhosis.
E. Macken, T. Steinhauser, S. Francque, P. Michielsens, P. Pelckmans, T. Moreels / UZ Antwerp



G17 Characterization of neutralizing monoclonal antibodies against clostridium difficile toxins A and B.

D. Staelens (1), M. Van De Wouwer (2), E. Brouwers (2), S. Caluwaerts (3), B. Lacy (4), P. Rottiers (3), P. Vanhoenacker (3), N. Geukens (5), P. Declerck (2), S. Vermeire (1), P. Rutgeerts (1), G. Van Assche (1) / [1] KULeuven, [2] Laboratory For Pharmaceutical Biology, Leuven, [3] Actogenix NV, Gent, [4] Vanderbilt University Medical Center, Nashville, USA, [5] Pharmabs, Leuven

G18 Proctological problems in relation to chemotherapy.

T. Lagaert, B. Van Duyfhuys, K. Gorleer, B. Strubbe, I. Bruggeman, P. Hindryckx, D. De Maeseneer, S. Van Belle, I. Moors, T. Kerre, K. Geboes, S. Laurent, D. De Looze / UZ Gent



G19 Tolerogenic protocol with low immunosuppression for intestinal transplantation: 90% 10-year survival.

L.J. Ceulemans, D. Monbaliu, G. Van Helleputte, M. Hiele, G. Van Assche, S. Vermeire, G. De Hertogh, F. Nevens, T. De Rijdt, M. Waer, J. Pirenne / KULeuven



G20 Clip and endoloop defect closure during endoscopic EMR or ESD resection of nonampullary duodenal adenomas: reduced risk of delayed bleeding

L. Shaza (1), H. Ivekovic (1), R. Yeung (1), A. Jouret-Mourin (2), H. Piessevaux (2), P. Deprez (2) / [1] UCL, [2] UCL St-Luc

G21 HIV-helicobacter pylori co-infection: antibiotic resistance, prevalence, importance.

M. Nkuize (1), P. Itoudi (1), S. Dewit (1), D. Touma (1), V. Muls (1), Y. Miendje Deyi (2), R. Ntounda (1), T. Serste (1), M. Buset (1) / [1] ULB Saint-Pierre, [2] ULB Brugmann

N09 Correlation between BMI, obesity and gastro-esophageal reflux disease.

A. Krishnan, J. Venkataraman / Stanley Medical College, Chennai, India

N10 Differential effect of WBE and FOS on fermentation patterns and fecal water cytotoxicity in healthy.

K. Windey (1), I. François (2), W. Broekaert (2), J. Delcour (3), J. Herman (1), T. Louat (1), V. De Preter (1), K. Verbeke (1) / [1] KULeuven, [2] Fugeia Nv, Leuven, [3] Centre For Food And Microbial Technology, Leuven

N11 Incorporation of colonic derived short chain fatty acids in cholesterol: study in healthy humans.

E. Boets, E. Houben, K. Windey, V. De Preter, S. Gomand, G. Van Den Mooter, J.A. Delcour, K. Verbeke / KULeuven

N12 In vivo evaluation of bacterial cross-feeding in the colon using stable isotope techniques.

E. Boets (1), E. Houben (1), K. Windey (1), V. De Preter (1), F. Moens (2), S. Gomand (1), G. Van Den Mooter (1), L. De Vuyst (2), J.A. Delcour (1), K. Verbeke (1) / [1] KU Leuven, [2] VUB

PEDIATRY



124 **Outbreak of echovirus 11 fulminant neonatal hepatitis in Belgium during spring 2012.**

C. Panagiotaraki, D. Van Der Linden, S. Clement De Cleyt, L. Houtekie, B. Kabamba, E. Sokal, F. Smets / UCL St-Luc

125 **Identification of factors causing fatigue and impaired physical condition in paediatric IBD.**

L. Beckers (1), Y. Van Driessche (1), J. Ramet (2), E. Van De Vijver (2) / [1] U Antwerpen, [2] UZ Antwerpen

126 **No evidence for a provoking role of nutritional factors in distal intestinal obstruction syndrome.**

D. Declercq, S. Van Biervliet, E. Robberecht / U Gent

127 **Could adjuvant therapy with VSL3 be effective pediatric Crohn's disease type L1? An open pilot report.**

S. De Smet (1), T. Devreker(2), E. De Greef (2), B. Hausser (2), Y. Vandenplas (2), G. Veerman (3) / [1] KULeuven, [2] UZ Brussels, [3] VUB



128 **Assessment of risk of bleeding from esophageal varices during management of biliary atresia in child.**

X. Stephenne, C. Wanty, T. Helleputte, F. Smets, E. Sokal / UCL

I.B.D.

129 **Pediatric Crohn's disease: a different approach between pediatric and adult gastroenterologists?**

E. Degreef (1), B. Maus (2), I. Hoffman (3), F. Smets (4), S. Vanbiervliet (5), M. Scaillon (6), B. Hauser (1), I. Paquot (7), P. Alliet (8), W. Arts (9), O. Dewit (4), H. Peeters (10), F. Baert (11), G. Dhaens (12), J.f. Rahier (13), I. Etienne (14), O. Bauraind (15), A. Vangossum (16), S. Vermeire (3), F. Fontaine (17), V. Muls (18), E. Louis (19), F. Van De Mierop (20), J. Coche (15), J. Mahachie (2), K. Vansteen (2), G. Veerman Wauters (1) / [1] VUB [2] Montefiore Institute, Liège, [3] UZ Leuven [4] UCL, [5] U Gent [6] Huderf, [7] CHC, Liège, [8] Virga Jesse Hospital, Hasselt, [9] Zol, Genk, [10] UZ Gent, [11] H. Hart Hospital, Roseselare, [12] Imelda Hospital, Bonheiden, [13] UCL, Mont-Godinne, [14] CHC De La Citadelle, Liège, [15] Clinique St. Pierre, Ottignies, [16] ULB Erasme [17] St Joseph Hospital, Liège, [18] ULB Saint-Pierre, [19] CHU Sart Tilman, Liège, [20] Sint Augustinus Ziekenhuis, Antwerp



130 **Ethnic differences in Crohn's disease characteristics.**

S. Bouhadan, P. Pelckmans, T. Moreels / UZ Antwerp



131 **NGAL-MMP-9 as a surrogate serum marker for mucosal healing in ulcerative colitis.**

M. De Bruyn (1), I. Arijts (2), W.j. Wollants (2), K. Machiels (2), K. Van Steen (3), M. Ferrante (2), P. Rutgeerts (2), S. Vermeire (2), G. Opdenakker (1) / [1] Rega Institute, Leuven, [2] KULeuven, [3] Montefiore Institute, Liège



I32 Inhibition of TH17 but not of TREGS affects extracellular matrix deposition in chronic DSS colitis.

C. Breynaert (1), C. Perrier (1), J. Cremer (1), L. Coorevits (2), M. Ferrante (1), S. Vermeire (1), P. Rutgeerts (1), C. Uyttenhove (2), J. Van Snick (2), J. Ceuppens (1), G. Van Assche (1) / [1] KULeuven, [2] Ludwig Institute For Cancer Research, Brussels

I33 Differential effect of fecal water on butyrate oxidation in HT-29 cells and human colonic biopsies.

L. Boesmans, V. De Preter, K. Windey, G. Vandermeulen, P. Rutgeerts, S. Vermeire, K. Verbeke / KULeuven



I34 Inflammation-induced down-regulation of butyrate oxidation can be counteracted by butyrate.

L. Boesmans, V. De Preter, K. Verbeke / KULeuven

P20 Holotranscobalamin versus total VIT B12 as indicators of VIT B12 deficiency in thyrogastric syndrome.

L. Vranken, E. Cavalier, H. Valdes-Socin / CHU Liège



013 Clinical patterns and panitumumab in wild-type KRAS metastatic CRC failing chemotherapy.

M. De Man (1), A. Bols (2), J.L. Canon (3), T. Delaunoy (4), M. Polus (5) / [1] OLV Hospital, Aalst, [2] AZ Sint-Jan Brugge-Oostende, [3] Notre Dame, Charleroi, [4] Centre Hospitalier De Jolimont-Lobbes, [5] CHU Liège



014 Semimechanical anastomosis versus handsewn anastomosis after esophagectomy with gastric tubulisation.

P. Nafteux, T. Lerut, J. Moons, W. Coosemans, H. Decaluwe, G. Decker, D. Van Raemdonck, H. Van Veer, P. De Leyn / UZ Leuven

Moderators: S. Vermeire, L. Van Grunsven



A34 Class II HDAC inhibition hampers hepatic stellate cell activation by induction of micro RNA-29.

I. Mannaerts (1), N. Eysackers (1), O. Onyema (1), K. Van Beneden (1), A. Mai (2), M. Odenthal (3), L. Van Grunsven (1) / [1] VUB, [2] Sapienza University, Rome, Italy, [3] University Hospital Of Cologne, Germany



A35 The value of GP73 as a marker for differentiating between benign and malignant liver tumours.

M. Bröker, J. IJzermans, C. Witjes, R. De Man / Erasmus Medical Center, Rotterdam, Netherlands



I32 Inhibition of th17 but not of Tregs affects extracellular matrix deposition in chronic dss colitis.

C. Breynaert (1), C. Perrier (1), J. Cremer (1), L. Coorevits (2), M. Ferrante (1), S. Vermeire (1), P. Rutgeerts (1), C. Uyttenhove (2), J. Van Snick (2), J. Ceuppens (1), G. Van Assche (1) / [1] KULeuven, [2] Ludwig Institute For Cancer Research, Brussels



I34 Inflammation-induced down-regulation of butyrate oxidation can be counteracted by butyrate.

L. Boesmans, V. De Preter, K. Verbeke / KULeuven



B22 Antidiarrhoeal agents and paracellular permeability of E coli-infected caco-goblet intestinal model

B. De Servi, M. Meloni / Vitroscreen Srl (Milano, Italy)



G17 Characterization of neutralizing monoclonal antibodies against clostridium difficile toxins A and B.

D. Staelens (1), M. Van De Wouwer (2), E. Brouwers (2), S. Caluwaerts (3), B. Lacy (4), P. Rottiers (3), P. Vanhoenacker (3), N. Geukens (5), P. Declerck (2), S. Vermeire (1), P. Rutgeerts (1), G. Van Assche (1) / [1] KULeuven, [2] Laboratory For Pharmaceutical Biology, Leuven, [3] Actogenix Nv, Gent, [4] Vanderbilt University Medical Center, Nashville, Usa, [5] Pharmabs, Leuven

Moderators: H. Louis, J. Delwaide



013 Clinical patterns and panitumumab in wild-type kras metastatic CRC failing chemotherapy.

M. De Man (1), A. Bols (2), J.I. Canon (3), T. Delaunoit (4), M. Polus (5) / [1] Olv Hospital, Aalst, [2] AZ Sint-Jan Brugge-Oostende, [3] Notre Dame, Charleroi, [4] Centre Hospitalier De Jolimont-Lobbes, [5] Chu Liège



014 Semimechanical anastomosis versus handsewn anastomosis after esophagectomy with gastric tubulisation.

P. Nafteux, T. Lerut, J. Moons, W. Coosemans, H. Decaluwe, G. Decker, D. Van Raemdonck, H. Van Veer, P. De Leyn / UZ Leuven



124 Outbreak of ECHOVIRUS 11 fulminant neonatal hepatitis in Belgium during spring 2012.

C. Panagiotaraki, D. Van Der Linden, S. Clement De Cleyt, L. Houtekie, B. Kabamba, E. Sokal, F. Smets / UCL St-Luc



128 Assessment of risk of bleeding from esophageal varices during management of biliary atresia in child

X. Stephenne, C. Wanty, T. Helleputte, F. Smets, E. Sokal / UCL St-Luc



130 Ethnic differences in Crohn's disease characteristics.

S. Bouhadan, P. Pelckmans, T. Moreels / UZ Antwerp



131 NGAL-MMP-9 as a surrogate serum marker for mucosal healing in ulcerative colitis.

M. De Bruyn (1), I. Arijs (2), W.j. Wollants (2), K. Machiels (2), K. Van Steen (3), M. Ferrante (2), P. Rutgeerts (2), S. Vermeire (2), G. Opdenakker (1) / [1] Rega Institute, Leuven, [2] KULeuven, [3] Montefiore Institute, Liège



A30 Role of proton pump inhibitors in the occurrence and prognosis of spontaneous bacterial peritonitis.

M. De Vos, B. De Vroey, B. Garcia Garcia, C. Roy, F. Kidd, J. Henrion, P. Deltenre / Hôpital De Jolimont, Haine-Saint-Paul



A37 Indications and results of combined liver/kidney transplantation: single center experience.

L.j. Ceulemans, D. Monbaliu, R. Aerts, W. Coosemans, I. Jochmans, N. Meurisse, F. Temmerman, W. Laleman, S. Van Der Merwe, J. Van Pelt, W. Van Steenberghe, C. Verslype, T. Roskams, E. Lerut, B. Bammens, B. Sprangers, M. Naesens, K. Claes, B. Meijers, P. Evenepoel, Y. Vanrenterghem, D. Kuypers, F. Nevens, J. Pirenne / KULeuven



G19 Tolerogenic protocol with low immunosuppression for intestinal transplantation: 90% 10-year survival.

L.J. Ceulemans, D. Monbaliu, G. Van Helleputte, M. Hiele, G.van Assche, S. Vermeire, G. De Hertogh, F. Nevens, T. De Rijdt, M. Waer, J. Pirenne / KULeuven



G20 Clip and endoloop defect closure during endoscopic EMR or ESD resection of nonampullary duodenal adenomas: reduced risk of delayed bleeding

L. Shaza (1), H. Ivekovic (1), R. Yeung (1), A. Jouret-Mourin (2), H. Piessevaux (2), P. Deprez (2) / [1] UCL, [2] UCL St-Luc

PART 1 : 8 : 3 0 - 1 0 : 0 0

Moderators: C. Reenaers, G. Veereman

- 8:30-9:00 **I11** **Invited Lecture: What is the remaining place of conventional immunosuppressive treatment in IBD?**
P. Irving / Guy's & Thomas 's Hospital, London, UK
-
- 9:00-9:10 **I12** **Familial aggregation in the response to ANTI-TNF in inflammatory bowel disease patients.**
T. Billiet (1), I. Cleynen (1), V. Ballet (2), K. Van Steen (3), M. Ferrante (1), P. Rutgeerts (1), S. Vermeire (1) / [1] KULeuven, [2] UZ Leuven, [3] Montefiore Institute, Liège
-
- 9:10-9:20 **I13** **Depth of remission in CD patients seen in a referral center: associated factors & impact on outcome.**
M. Poncin (1), C. Reenaers (2), C. Van Kemseke (2), J. Belaiche (2), E. Louis (2) / [1] ULG, [2] CHU Liège
-
- 9:20-9:30 **I14** **Assessment of serum calprotectin as a potential biomarker for crohn's disease.**
M.A. Meuwis (1), G. Vernier-Massouille (2), J.C. Grimaud (3), Y. Bouhnik (4), D. Laharie (5), E. Piver (6), L. Siedel (7), E. Louis (8) / [1] Chu Sart Tilman, Liège, [2] Hôpital Claude Huriez, Lille, France, [3] Hôpital Nord, Marseille, France [4] Inserm Bichat-Beaujon, Paris, France [5] University Hospital Pellegrin, Bordeaux, France [6] Hôpital Trousseau, Tours, France [7] Ulg, [8] CHU De Liège
-
- 9:30-9:40 **I15** **Severe classic galactosemia mimicking neonatal hemochromatosis - a Jekyll and Hyde case.**
I. Scheers, S. Nobrega, F. Smets, C. Sempoux, X. Stephenne, E. Sokal / UCL
-
- 9:40-10:00 **I16** **Invited Lecture: Bone marrow transplantation: back to infancy.**
S. Vermeire / KULeuven

10:00-10:30 Coffee break

PART 2 : 1 0 : 3 0 - 1 2 : 3 0

Moderators: M. Ferrante, P. Bontems

- 10:30-11:00 **I17** **Invited Lecture: IBD phenotypes and immune deficiencies in infancy**
F. Ruemmele / Paris, France
-
- 11.00-11.10 **I18** **Clinical comparison of 8 different calprotectin immunoassays for the diagnosis and follow-up of IBD.**
D. Labaere, A. Smismans, G. Van Olmen, P. Christiaens, G. D'haens, V. Moons, P.J. Cuyle, J. Frans, P. Bossuyt / Imelda hospital, Bonheiden

- 11:10-11:20 **I19** **Elevated serum immunoglobulin A and G in children with food allergy post liver transplantation.**
R. De Bruyne, M. Dullaers, S. Van Biervliet, S. Vande Velde, P. Gevaert, M. Van Winckel / UZ Gent
-
- 11:20-11:30 **I20** **Cryptogenic multifocal ulcerating stenosing enteritis (CMUSE) : a pictorial case series.**
H. De Schepper, T. Moreels / UZ Antwerp
-
- 11:30-11:40 **I21** **Serological and genetic markers as predictors of complicated disease in Crohn's disease.**
E. Hoefkens (1), M. Ferrante (1), F. Princen (2), V. Ballet (1), I. Cleynen (1), P. Rutgeerts (1), S. Vermeire (1) / [1] KULeuven, [2] Prometheus Laboratories Inc., San Diego, Usa
-
- 11:40-11:50 **I22** **Therapeutic strategy and patient outcome during the first 2 years of pediatric Crohn's disease.**
G. Veereman (1), J. Malachie John (2), E. De Greef (1), F. Smets (3), S. Van Biervliet (4), K. Van Steen (2) / [1] UZ Brussel, [2] ULg, [3] UCL St-Luc, [4] UZ Gent
-
- 11:50-12:10 **I23** **Invited Lecture:management of acute severe UC.**
M. De Vos / UZ Gent
-
- 12:10-12:20 **Announcement: reimbursement infliximab in pediatric UC.**
G. Veereman / UZ Brussel
-
- 12:20-13:00 **General Assembly BeSPGHAN (Room Sancy)**

14h-14h15: **Brohee Price lecture: Towards a tailored therapy in cancer.**
R. Maréchal / ULB Erasme

Moderators: D. De Looze, P. Stärkel

14:15 **D01 Comprehensive geriatric assessment screening tool in elderly patients with gastrointestinal cancer.**

M. De Man, S. Costers, K. Hendrickx, P. Dobbels, M. Boriau / Oliv Hospital, Aalst

14:27 **D02 Distribution of body fat contributes to the prediction of complications after colorectal surgery?**

D. Leonard (1), F. Penninckx (2), D. Brandt (1), C. Bugli (1), N. Abbes Orabi (3), R. Chamlou (4), C. Coimbra (5), A. D'hoore (2), R. Droissart (4), J. Etienne (6), C. Jehaes (7), B. Majerus (8), F. Mboti (9), B. Monami (7), F. Pierard (10), J.p. Saey (3), L. Stainier (8), N. Tinton (11), J. Van De Stadt (9), Y. Van Malhem (12), A. Kartheuser (1) / [1] UCL Saint-Luc, [2] UZ Leuven, [3] CHR St Joseph, Mons, [4] Clinique Saint-Jean, Brussels, [5] Chu Sart Tilman, Liège, [6] Clinique Sainte-Elisabeth, Namur, [7] Clinique St-Joseph, Liège, [8] Clinique St. Pierre, Ottignies, [9] ULB Erasme, [10] Clinique Saint-Luc, Namur, [11] Hopital St Joseph, Gilly, [12] Oliv, Aalst

14:39 **D03 Obesity, metabolic syndrome and NASH: what is the link with primary cilium dysfunction?**

L. Poekes (1), V. Legry (1), V. Lebrun (1), O. Schakman (1), G.c. Farrell (2), Y. Horsmans (1), I. Leclercq (1) / [1] UCL St Luc, [2] Canberra Hospital, Australia

14:51 **D04 The effect of weight loss on nonalcoholic fatty liver disease in an overweight and obese population.**

A. Verrijken, S. Francque, I. Mertens, M. Ruppert, G. Hubens, E. Van Marck, P. Michielsens, L. Van Gaal / UZ Antwerp

15:03 **D05 Radiofrequency ablation in the esophagus: results of a prospective multicenter Belgian registry.**

R. Bisschops (1), P. Deprez (2), H. Willekens (1), D. De Looze (3), E. Macken (4), F. Mana (5), H. Orlent (6), J.j. Carausu (1), G. Coremans (1) / [1] UZ Leuven, [2] UCL St Luc, [3] UZ Gent, [4] UAntwerp, [5] UZ Brussel, Brussels, Belgium, [6] AZ Sint-Jan Brugge-Oostende

15:15-15:40 **D06 State of the art lecture: Highlights of last 25 years in Gastroenterology.**

P. Deprez / UCL St Luc, Brussels

15:40-16:00 **Coffee break**

Moderators: G. Veereman, H. Piessevaux

- 16:00 **D07 Endoscopic submucosal dissection vs endoscopic mucosal resection for large superficial duodenal neoplasm.**
P. Deprez, E. Kim, H. Ivekovik, L. Shaza, R. Yeung, A. Jouret-Mourin, H. Piessevaux / UCL St-Luc
-
- 16:12 **D08 Positive and negative mood modulate esophageal pain perception in health.**
N. Weltens (1), N. Schaub (2), L. Van Oudenhove (1), H.g. Ly (1), Q. AZiz (2), J. Tack (1), S. Coen (3) / [1] KULeuven, [2] Wingate Institute, Queen Mary University Of London, UK, [3] King's College London, UK
-
- 16:24 **D09 Psychological stress increases intestinal permeability in men via CRH-mediated mast cell activation.**
T. Vanuytsel, S. Van Wanrooy, E. Houben, S. Salim Rasoel, J. Toth, L. Holvoet, H. Vanheel, C. Vanormelingen, S. Verschuereen, R. Farre, L. Van Oudenhove, P. Van Den Berghe, G. Boeckstaens, K. Verbeke, J. Tack / KULeuven
-
- 16:36 **D10 Colon transit time in children and young adults with spina bifida.**
S. Vande Velde (1), S. Van Biervliet (1), M. Van Winckel (1), V. Meerschaut (1), N. Herregods (1), L. Pratte (2) / [1] UZ Gent, [2] UGent
-
- 16:48 **D11 Treatment of HCV genotype 1 patients with F3/ F4: the international telaprevir early access program.**
C. Moreno (1), M. Colombo (2), I. Fernández (3), D. Abdurakhmanov (4), P.A. Ferreira (5), S. Strasser (6), P. Urbanek (7), A. Streinu-Cercel (8), A. Verheyen (9), W. Iraqi (10), R. Demasi (11), A. Hill (12), J.m. Läufer (13), I. Lonjon-Domanec (10), H. Wedemeyer (14) / [1] ULB Erasme, [2] Irccs Milano, Italy, [3] Hospital Universitario 12 De Octubre, Madrid, Spain, [4] E. M. Tareev Clinic, Moscow, Russia, [5] University Of São Paulo, Brazil, [6] Royal Prince Alfred Hospital, Sydney, Australia, [7] Charles University, Prague, Czech Republic, [8] University Bucuresti And Institute For Infectious Disease Ibi, Bucharest, Romania, [9] Janssen Pharmaceutica Belgium, [10] Janssen Pharmaceuticals, France, [11] Tibotec, USA, [12] Metavirology, London, UK, [13] Janssen-Cilag, Switzerland, [14] Medizinische Hochschule Hannover, Germany
-
- 17:00 **D12 A lack of Roseburia Hominis defines dysbiosis in patients with ulcerative colitis.**
K. Machiels (1), M. Joossens (2), J. Sabino (1), V. De Preter (1), I. Arijs (1), V. Eeckhaut (3), V. Ballet (1), K. Claes (1), K. Verbeke (1), M. Ferrante (1), J. Verhaegen (1), P. Rutgeerts (1), S. Vermeire (1) / [1] KULeuven, [2] VUB, [3] UGent
-
- 17:12 **D13 Primary response to infliximab in Crohn's disease is associated with the TNFRSF1a gene polymorphism.**
T. Billiet (1), I. Cleynen (1), V. Ballet (2), M. Ferrante (1), P. Rutgeerts (1), S. Vermeire (1) / [1] KULeuven, [2] UZ Leuven
-
- 17:25-17:30: **BWG 2013 Awards : IBD, BGDO, BeSPGHAN
BWG 2013: 3 Best Posters and Research Grants**

MORNING SESSION : PATHOLOGY

Moderators : P. Demetter, A. Jouret-Mourin

11:00-11:30 **P01** **Invited Lecture : Tumor budding in colorectal cancer: histology and impact on staging.**

G. Puppa / Geneva, Switzerland

11:30-11:40 **P02** **Impaired antitumor immunity in Barrett's esophagus carcinogenesis.**

J. Somja (1), S. Demoulin (2), P. Roncarati (2), E. Dortu (2), N. Blétard (2), P. Delvenne (1), P. Hubert (2) / [1] CHU Liège, [2] ULg

11:40-11:50 **P03** **Epithelial expression of FHL2 is associated with metastasis-free survival in colorectal cancer.**

L. Verset (1), J. Tommelein (2), X. Moles Lopez (1), C. Decaestecker (1), M. Mareel (2), M. Bracke (2), I. Salmon (1), O. De Wever (2), P. Demetter (1) / [1] ULB Erasme, [2] UZ Gent

11:50-12:00 **P04** **KRAS mutation reflects the different cholangiocytes pheno- and genotype in cholangiocarcinoma.**

M. Komuta, C. Verslype, S. Vander Borgh, O. Govaere, V. Vandecaveye, W. Laleman, W. Van Steenberghe, R. Aerts, J. Pirenne, B. Topal, F. Nevens, T. Roskams / UZ Leuven

12:00-12:10 **P05** **Anal smears and the detection of intraepithelial neoplasia.**

A. Camboni, D. Hoton, Y. Guiot, A. Jouret-Mourin, M.A. Denis, C. Galant / UCL St-Luc

12:10-14:00 Lunch

AFTERNOON SESSION : PATHOLOGY-RADIOLOGY

Moderators : N. Bletard, L. Delrue

14:00-14:10 **P06** **Neoplastic thrombosis of the inferior mesenteric vein : a anatomo-radiological confrontation.**

I. Ferreira, C.A. Dragean, C. Remue, A. Kartheuser, E. Danse, A. Jouret-Mourin / UCL St-Luc

14:10-14:20 **P07** **Percutaneous cholecystostomy: single centre experience in 111 patients with an acute cholecystitis.**

R. Peters, M. Simoens, S. Braak, S. Rakic / Zgt Almelo, Netherlands

14:20-14:30 **P08** **Preemptive TIPSS for portal hypertension from cystic fibrosis liver disease: 5 years experience.**

E. Delanghe, L. Defreyne, E. Robberecht / UZ Gent

- 14:30-14:40 **P09** **Hepatic epithelioid hemangioendothelioma: review of 10 cases with radiologic-pathologic correlation.**
K. Boeren (1), D. Strybol (1), M. Lefere (1), D. Bielen (1), W. Van Steenberghe (2), T. Roskams (1), G. De Hertogh (1), D. Vanbeckevoort (1) / [1] UZ Leuven, [2] KU Leuven
-
- 14:40-14:50 **P10** **The CT imaging features of pure and segmental groove pancreatitis.**
S. Traen, S. Dekeyzer, P. Smeets / UZ Gent
-
- 14:50-15:00 **P11** **Unusual hepatocellular tumour presentation at imaging.**
L. Annet, M. Mertens, C. Dragean, P. Trefois, E. Danse, O. Ciccarelli, C. Sempoux / UCL St-Luc
-
- 15:00-15:10 **P12** **Computed tomography derived liver volume: a prognostic factor in decompensated alcoholic cirrhosis?**
N. Lanthier, S. Terraz, R. Breguet, Y. Chalandon, L. Rubbia-Brandt, L. Spahr / University Hospitals Geneva, Switzerland
-
- 15:10-15:20 **P13** **Heterotopic ossification of a rectal tumor: radiological and pathologic Correlation.**
S. Smasjda, E. Danse, L. Annet, M. Mertens, A. Kartheuser, C. Remue, D. Leonard, P. Scalliet, A. Jouret-Mourin / UCL St-Luc
-
- 15:20-15:50 Coffee break

Moderators: L. Ferdinande, X. Sagaert

15:50-16:20 **P14** **Invited Lecture: Smoking and colonic inflammation.**

S. Verschueren / UZGent

16:20-16:30 **P15** **Collagenous gastritis in pediatric patients: report of one case.**

*A. Camboni (1), S. Fonseca (1), C. Sempoux (1), L. Collin (2), H. Piessevaux (1),
A. Jouret-Mourin (1) / [1] UCL, [2] Ch Wapi Notre Dame, Tournai*

16:30-16:40 **P16** **Effect of H PYLORI on gastric mucosal changes amongst patients on long term acid suppressants.**

A. Krishnan, J. Venkataraman / Stanley Medical College, Chennai, India

16:40-16:50 **P17** **Stress response of duodeno-pancreatic cells in rats with dysbiosis and normobiosis upon hypoacidity.**

*S. Vakal, U. Savko, K. Dvorshchenko, T. Borodina, L. Ostapchenko / Taras Shevchenko
National University Of Kyiv, Ukraine*

16:50-17:00 **P18** **A case series of suspected auto-immune pancreatitis: histology and immunohistochemistry for IGG4.**

I. Renckens, S. Verbeek, T. Roskams, W. Van Steenberghe, G. De Hertogh / UZ Leuven

17:00-17:10 **P19** **Chronic cigarette smoke exposure alters the murine gut microbiome.**

*L. Allais, F.m. Kerckhof, S. Verschuere, K. Bracke, R. De Smet, D. Laukens, M. Devos,
N. Boon, G. Brusselle, T. Van De Wiele, C. Cuvelier / U Gent*

17:15

End of the Program

SESSION 1

Moderators : S. Laurent, D. Dresse

- 08:30 **001** **Debulking and intraperitoneal chemoperfusion for peritoneal metastasis from colorectal origin.**
W. Ceelen, K. Geboes, S. Laurent, P. Pattyn / UZ Gent
-
- 08:42 **002** **Health-related quality of life after esophagectomy: importance of preoperative physical functioning.**
P. Nafteux, T. Lerut, J. Moons, J. Durnez, W. Coosemans, H. Decaluwe, G. Decker, H. Van Veer, D. Van Raemdonck, P. De Leyn / KULeuven
-
- 08:54 **003** **Effect of neoadjuvant radiation dose on outcome in locally advanced oesophageal cancer.**
E. Van Daele (1), C. Brackenier (1), W. Ceelen (2), T. Boterberg (1), K. Geboes, S. Laurent, P. Pattyn / UZ Gent
-
- 09:06 **004** **Can extracapsular lymph node involvement be a tool to fine-tune PN1 for adenocarcinoma in UICC TNM 7.**
P. Nafteux, T. Lerut, J. Moons, W. Coosemans, H. Decaluwe, G. Decker, H. Van Veer, D. Van Raemdonck, P. De Leyn / KULeuven
-
- 09:18 **005** **Characterisation of genome-wide copy number aberrations in colon cancer.**
E. Mampaey (1), N. Van Roy (1), K. De Ruyck (2), L. Ferdinande (1), W. Ceelen (1), Y. Van Nieuwenhove (1), P. Pattyn (1), K. Geboes (1), S. Laurent (1) / [1] UZgent, [2] UGent
-
- 09:30 **006** **The Lynch syndrome and hyperplastic polyposis syndrome: a common molecular basis?**
R. Derycke (1), S. Tejpar (2), T. De Ravel De L'argentière (2), S. Decock (3), P. Van Hooetegem (3), J. Arts (3) / [1] KULeuven, [2] UZLeuven, [3] AZ Sint-Lucas, Brugge

SESSION 2

Moderators : Y. Humblet, J. Janssens

RESPONSE PREDICTION IN GI CANCER

09:45 **007 Invited Lecture: What is the relevance of metabolic response?**
M. Peeters / UZAntwerp

10:05 **008 Invited Lecture: New tracers in nuclear medicine: which ones will be relevant in GI cancer?**
C. Deroose / UZLeuven

10:25 **009 Invited Lecture: MRI in response prediction.**
M. Bali / ULB Erasme Brussels

10:45 Coffee break

SESSION 3

Moderators : Y. Humblet, J. Janssens

11:00-12:15 Highlights during the last year and perspectives for the future

11:00 **010 Invited Lecture: Colorectal cancer.**
H. Prenen / UZ Leuven

11:20 **011 Invited Lecture: Hepatobiliary and pancreatic Cancer.**
J.-L. Van Laethem / ULB Erasme, Brussels

11:40 **012 Invited Lecture: Upper GI Cancer.**
A. Hendlisz / Brussels

12:00-12:15 Discussion

12:15-13:00 Professional Gastroenterology Association
J.L. Coenegrachts, V. Gillard

Moderators: M. Hiele, C. Van Kemseke, D. Ysebaert, D. Hock

- 08:45-09:00 **C01** **Giant filiform polyposis revealed by intestinal obstruction in a patient with normal colon.**
G. Mavrogenis (1), P. Ngendahayo (2), P. Kisoka (1), M.I. Nicholas (1), E. Kovacs (1), Y. Hoebeke (1), P. Warzee (1) / [1] Notre Dame, Charleroi, [2] IRSPG, Gosselies
-
- 09:00-09:15 **C02** **Reversal of porphyria cutanea tarda after HCV treatment.**
L. Vonghia, V. Van Marck, A. Bervoets, J. Lambert, P. Pelckmans, P. Michielsens, S. Francque / UZ Antwerp
-
- 09:15-09:30 **C03** **Combined kidney/intestinal transplant for enteric hyperoxaluria secondary to short bowel syndrome.**
L.J. Ceulemans (1), Y. Nijs (1), F. Nuytens (1), K. Claes (2), B. Bammens (2), M. Naesens (2), P. Evenepoel (2), D. Kuypers (2), D. Monbaliu (1), J. Pirenne / KULeuven
-
- 09:30-09:45 **C04** **A subdural hematoma as a complication of gastric cancer.**
I. Vos, S. Altintas, M. Peeters, G. Moorkens / UZantwerp
-
- 09:45-10:00 **C05** **Boerhaave syndrome successfully treated with an OTSC[®] macroclip.**
A. Lemmers, P. Eisendrath, S. Cappeliez, A. Brasseur, J.L. Vincent, O. Le Moine, J. Deviere / ULB Erasme
-
- 10:00-10:15 **C06** **Rituximab induced colitis: a case report.**
M. Claeys, R. D'hondt, K. Hertveldt, M. Cool, G. Deboever, G. Lambrecht / AZ Damiaan, Oostende
-
- 10:15-10:30 **C07** **Extrahepatic biliary obstruction not always results from stones and biliary strictures.**
W. Van Steenbergen, D. Vanbeckevoort, G. Maleux / UZ Leuven
-
- 10:30-10:45 **C08** **Four patients with amanita phalloides poisoning.**
S. Vanooteghem (1), J. Arts (1), S. Decock (1), P. Pieraerts (2), W. Meersseman (3), C. Verslype (3), P. Van Hootegem (1) / [1] AZ Sint-Lucas, Brugge, [2] General Practitioner, Zedelgem, [3] UZ Leuven
-

Achievable Challenges for the next 20 years in Gastroenterology and Hepatology.

Accreditation: Ethics & Economy - 4 points

08.55 Introduction and Welcome: I. Colle

SESSION 1

Moderators: I. Colle, O. Lemoine

09:00 **S01 The management of precancerous conditions and lesions of the stomach.**

M. Dinis Ribeiro / Porto, Portugal

09:25 **S02 The future developments regarding detection and resection of colonic polyps.**

J. East / Oxford, U.K.

09:50 **S03 Pancreatic imaging: past, present and future.**

M. Bali / ULB Erasme

10:15 **S04 Personalised treatment of GI motility disturbances anno 2020.**

G. Boeckxstaens / KULeuven

10:40 **S05 Second generation of biologics in IBD: inhibiting mononuclear cells homing in the intestine.**

E. Louis / ULg Liège

11:05-11:25 Coffee break

SESSION 2

Moderators: H. Reynaert, P. Deprez

11:25 **S06** **Interferon free treatment of Hepatitis C.**

G. Foster / London, U.K.

11:50 **S07** **Gut microbiota : perspectives in diagnostics and therapeutics.**

N. Delzenne / UCL St-Luc

12:15 **S08** **Influence of early nutrition.**

L. Weaver / Glasgow, U.K.

12:40 **S09** **How will we be able to afford all the expensive treatments?**

L. Annemans / UGent & VUB

13:05 **S10** **Convergence between GI-surgeons and endoscopists: a challenge to face.**

M. Morino / Torino, Italy

13:30 **Concluding remarks**

13:35-14:30 **Lunch**

TAKE ME TO HILTON ANTWERP



Address :

Hilton Antwerp Hotel
Groenplaats – 2000 Antwerp
Tel: +32 3 204 12 12
Fax: +32 3 204 86 88.

Itinerary

Gent / Gent (E17)

1. Immediately after the Kennedytunnel take exit n° 5A direction Antwerpen Centrum/ Zuid.
2. Keep left and drive through the Bolivartunnel.
3. Stay left and turn left at the first traffic lights
4. Follow Graaf Van Hoornestraat until the end follow right. Pass the Museum of fine arts on your right. Continue into the Volkstraat.
5. Follow the tram rails into the Nationalestraat.
6. At the end of the street, at the traffic lights you are facing the Groenplaats as well as the entrance of Parking Groenplaats.
7. The car park offers direct access to the hotel lobby.

Eindhoven / Hasselt (E34/E313)

1. At the end of the E34/E313 take the Ring direction Gent.
2. On the Ring take exit n° 5a direction Antwerpen Centrum/Zuid.
3. Stay left and turn left at the first traffic lights.
4. Follow the road for about 1 km until you arrive at the "Kaaïen". Turn right onto the "Kaaïen"(alongside the Schelde).
5. At the fourth traffic lights turn right on the Suikerrui.
6. Follow the street until the first traffic lights and make a U-turn to the left.
7. Follow the tram rails to the traffic lights.
8. At the end of the street, at the traffic lights you are facing the Groenplaats as well as the entrance of Parking Groenplaats.
9. The car park offers direct access to the hotel lobby.

Brussel / Brussels (E19)

1. Just before the Craeybeckxtunnel take the second lane from the left direction Gent.
2. On the Ring stay right and take the first exit n° 5A direction Antwerpen Centrum/Zuid.
3. Turn left at the first traffic lights.

4. Follow the road straight ahead for about 1 km until you arrive at the "Kaaïen". Turn right onto the "Kaaïen"(alongside the Schelde).
5. At the fourth traffic lights turn right again onto the Suikerrui.
6. Follow the street until the first traffic lights and make a U-turn to the left.
7. Follow the tram rails to the traffic lights.
8. At the end of the street, at the traffic lights you are facing the Groenplaats as well as the entrance of Parking Groenplaats.
9. The car park offers direct access to the hotel lobby.

Brussel / Brussels via Boom (A12)

1. Follow the A12 direction Antwerpen.
2. Just before the Jan Devostunnel stay left and follow direction Antwerpen Centrum/Zuid.
3. From here please see point 1 coming from Gent.

Zelzate / Leftbank (N49/E34)

1. Follow direction Antwerpen.
2. Drive through the Waaslandtunnel and immediately at the exit of the tunnel make a right turn of 45°.
3. Straight ahead onto the "Kaaïen". Onto the "Kaaïen" (alongside the Schelde) turn left.
4. At the second traffic lights turn left onto the Suikerrui.
5. Follow the street until the first traffic lights and make a U-turn to the left.
6. Follow the tram rails to the first traffic lights.
7. At the end of the street, at the traffic lights you are facing the Groenplaats as well as the entrance of Parking Groenplaats.
8. The car park offers direct access to the hotel lobby.

Breda (E19)

1. Follow E19/A1 direction Antwerpen.
2. On the Ring follow direction Antwerpen/ Gent/ Brussel
3. Take exit n°1 Antwerpen Noord/ Merksem and at the end of the exit turn right (Groenendaellaan)
4. At the third traffic lights turn left onto the Noorderlaan.
5. At the end of the Noorderlaan make a turn of 45° on a bridge. Keep right at the next traffic lights.
6. You arrive at the Londonstraat, straight ahead until you arrive at the "Kaaïen". Turn left onto the "Kaaïen" (alongside the Schelde).
7. At the third traffic lights turn left onto the Suikerrui.
8. Follow the street to the first traffic lights and make a U-turn to the left.
9. Follow the tram rails to the traffic lights.
10. At the end of the street, at the traffic lights you are facing the Groenplaats as well as the entrance of Parking Groenplaats.
11. The car park offers direct access to the hotel lobby.

Parking :

Here are the closest parkings to the Hilton Antwerp :

- Groenplaats Parking: The Hilton Antwerp has reserved 200 places for our congress.
Price per day: 13,5 €
- Meir Parking: Price per day: 13,5 €
- Brabo Parking: Price per day: 15 €
- Lombardia Parking: Thursday & Friday the price per day: 13,5 €
Saturday the price per day: 15 €

TheraSphere®

For hepatic neoplasia patients
including HCC with or without PVT.

TheraSphere® Glass Y-90 Gives Patients a Clear Advantage



TheraSphere® has a clear advantage because it is a powerful^a, well-tolerated yttrium-90 glass microsphere therapy for transarterial radioembolization (TARE) in hepatocellular carcinoma (HCC).

Outcomes in HCC

- Two independent studies reported median survival rates of 17.2 months in Child-Pugh A hepatocellular carcinoma (HCC) cirrhotic patients with various tumour characteristics (N=291, N=108)^{1,2}
- WHO and EASL response rates were 42% and 57%, respectively (N=273)¹
- 58% of TheraSphere patients were downstaged vs 31% of patients treated with TACE³

Easy on patients

- The majority of adverse events were mild to moderate in severity⁴ and were manageable or resolved over time²
- No ulcers or pulmonary toxicities were reported in two large independent studies (N=291, N=108)^{1,2}
- Administered as an outpatient treatment where regulations permit

For more information, visit www.TheraSphere.com

TheraSphere is used in the treatment of hepatic neoplasia.⁵

^a - refers to high specific activity

Not to be distributed in the US. Intended for EU market.

References: 1. Salem R, Lewandowski RJ, Mulcahy MF, et al. Radioembolization for hepatocellular carcinoma using yttrium-90 microspheres: a comprehensive report for long-term outcomes. *Gastroenterology*. 2010;138:52-64. 2. Higazi P, Hamami M, Fouly AE, et al. Radioembolization with yttrium-90 glass microspheres in hepatocellular carcinoma: European experience on safety and long-term survival. *Hepatology*. 2010;52:1741-1749. 3. Lewandowski RJ, Kulik LM, Riaz A, et al. A comparative analysis of transarterial downstaging for hepatocellular carcinoma: chemoembolization versus radioembolization. *Am J Transplant*. 2009; 9:1920-1928. 4. TheraSphere® [US package insert]. Ottawa, ON: Nordion (Canada) Inc.; 2009. 5. TheraSphere® [EU instructions for use]. Ottawa, ON: Nordion (Canada) Inc. 2012.

Nordion, the logo and Science Advancing Health are trademarks of Nordion (Canada) Inc. and are used under license by Nordion Inc. TheraSphere® is a trademark of Theragenics Corporation used under license by Nordion (Canada) Inc.

All rights reserved. © January 2013, Printed in Canada. PCCS 535C

CE 0086

Manufactured by



FRIDAY NIGHT PARTY


On Friday March 01, 2013 at 8:00pm



The Belgian Week of Gastroenterology is celebrating its XXVth Anniversary !

Join us for the Friday Night Party at Grand Café Horta
on Friday March 1, at 8.00 pm

A friendly atmosphere, good food and music...
everything is there for an evening to remember!
Busses will leave from the Hilton Antwerp Hotel at 7.45pm
Or in 5 minutes walking distance from Hilton Hotel



Venue: Grand Café Horta
2, Hopland; 2000 Antwerp

The Belgian Week Steering Committee
is looking forward to welcoming all the
registered participants and partners to
the Friday Night Party !

Make sure to join us and register on the website :
www.belgianweek.be or www.bwge.be

	20 mg	40 mg
28 tabl.	€ 9,96	€ 16,10
56 tabl.	€ 16,36	€ 29,73
100 tabl.	€ 22,65	€ 37,73

Pantomed®

De meest complete PPI

EFFICIËNT • VEILIG • EENVOUDIG • GOEDKOPER

100% uw vertrouwen waard

PANTOMED®
PANTOPRAZOLE

NAAM VAN HET GENEESMIDDEL Pantomed 20 mg maagsapresistente tabletten, Pantomed 40 mg maagsapresistente tabletten, KWALITATIEVE EN KWANTITATIEVE SAMENSTELLING Eén maagsapresistente tablet van 20 mg of één maagsapresistente tablet van 40 mg bevatten respectievelijk 20 mg pantoprazol (als 22,6 mg pantoprazol-natrium-sesquihydraat) en 40 mg pantoprazol (als 45,10 mg pantoprazol-natrium-sesquihydraat). FARMACEUTISCHE VORM Maagsapresistente tablet, Een gele, ovale, biconvexe, filmomhulde tablet, aan één zijde bedrukt met "P20" (voor Pantomed 20mg) en "P40" (voor Pantomed 40mg) in bruine inkt. THERAPEUTISCHE INDICATIES PANTOMED 20 mg - Behandeling van lichte refluxaandoeningen en ermee geassocieerde symptomen (bv. pyrosis, zuurregurgitatie, pijn bij het slikken). - Langtermijnbehandeling en preventie van recidieven van refluxoesofagitis. - Preventie van gastroduodenale zweren geïnduceerd door niet-selectieve niet-steroïdale anti-inflammatoire geneesmiddelen (NSAIDs) bij risicopatiënten die een continue behandeling met NSAIDs vereisen. PANTOMED 40 mg - matige en ernstige refluxoesofagitis - bij patiënten met peptische ulcera in combinatie met twee geschikte antibiotica (zie "Dosering") voor de eradicaatie van H. pylori, met de bedoeling recidieven van duodenum- en maagulcer, veroorzaakt door dit micro-organisme, te verminderen. - duodenumulcus - maagulcus - Zollinger-Ellison syndroom en andere pathologische hypersecretorische aandoeningen. DOSERING EN WIJZE VAN TOEDIENING PANTOMED 20 mg: Aanbevolen dosering: Volwassenen en adolescenten ouder dan 12 jaar: Lichte refluxaandoeningen en ermee geassocieerde symptomen (bv. pyrosis, zuurregurgitatie, pijn bij het slikken) De aanbevolen orale dosering bedraagt één maagsapresistente tablet Pantomed 20 mg per dag. Verlichting van de symptomen wordt meestal bekomen binnen de 2 tot 4 weken. Voor de genezing van een ermee gepaard gaande esofagitis is gewoonlijk een behandelingsduur van 4 weken vereist. Indien dit niet volstaat, zal genezing normaal bekomen worden na een bijkomende behandeling van 4 weken. Eens de symptomen zijn verdwenen, kunnen opnieuw optredende symptomen gecontroleerd worden door gebruik te maken van een "gebruik volgens noodzaak" regime van 20 mg éénmaal per dag, wanneer nodig. Een overschakeling naar een continue therapie kan overwogen worden wanneer er geen voldoende symptoomcontrole behouden kan worden met een "gebruik volgens noodzaak" regime. Langtermijnbehandeling en preventie van recidieven van refluxoesofagitis. Een onderhoudsdosis van één maagsapresistente tablet Pantomed 20 mg per dag wordt aanbevolen voor langtermijnbehandeling. Indien een recidief optreedt, zal deze dosis verhoogd worden tot 40 mg pantoprazol per dag. Pantomed 40 mg is hiervoor beschikbaar. Na genezing van het recidief kan de dosering opnieuw gereduceerd worden tot 20 mg pantoprazol. Volwassenen: Preventie van gastroduodenale zweren geïnduceerd door niet-selectieve niet-steroïdale anti-inflammatoire geneesmiddelen (NSAIDs) bij risicopatiënten die een langdurige behandeling met NSAIDs vereisen. De aanbevolen orale dosering bedraagt één maagsapresistente tablet Pantomed 20 mg per dag. Kinderen onder de 12 jaar: Pantomed wordt niet aangeraden voor gebruik bij kinderen onder de 12 jaar wegens te weinig gegevens binnen deze leeftijdsgroep. Opmerking: Bij patiënten met een ernstige leverbeschadiging mag de dagelijkse dosis van 20 mg pantoprazol niet overschreden worden. Er is geen dosisaanpassing nodig bij ouderen of bij patiënten met een gestoorde nierfunctie. Algemene instructies: Pantomed 20 mg maagsapresistente tabletten mogen niet gekauwd of geplet worden en moeten in hun geheel met een hoeveelheid water ingenomen worden vóór de maaltijd. PANTOMED 40 mg: Aanbevolen dosering: Volwassenen en adolescenten ouder dan 12 jaar: Behandeling van matige en ernstige refluxoesofagitis. Eén tablet Pantomed per dag. In individuele gevallen mag de dosis worden verdund (verhoogen tot 2 tabletten Pantomed per dag), vooral wanneer andere behandelingen niet doeltreffend waren. Volwassenen: Eradicatie van H. pylori in combinatie met twee geschikte antibiotica. Bij Helicobacter pylori positieve patiënten met maag- en duodenumzweren, dient eradicatie van de bacterie bekomen te worden via een combinatie-therapie. Afhankelijk van het resistentiepatroon, kunnen de volgende combinaties aangeraden worden voor de eradicaatie van H. pylori: a) tweemaal daags 1 tablet Pantomed + tweemaal daags 1.000 mg amoxicilline + tweemaal daags 500 mg clarithromycine b) tweemaal daags 1 tablet Pantomed + tweemaal daags 500 mg metronidazol + tweemaal daags 500 mg clarithromycine c) tweemaal daags 1 tablet Pantomed + tweemaal daags 1.000 mg amoxicilline + tweemaal daags 500 mg metronidazol. Indien de combinatie-therapie geen optie is, bv. de patiënt is Helicobacter pylori negatief, dienen de doseringsaanbevelingen voor Pantomed monotherapie gevolgd te worden: Behandeling van maag- en duodenumulcus. Eén tablet Pantomed per dag. In individuele gevallen mag de dosis worden verdund (verhoogen tot 2 tabletten Pantomed per dag), vooral wanneer andere behandelingen niet doeltreffend waren. Zollinger-Ellison syndroom en andere pathologische hypersecretorische aandoeningen. Bij een langtermijnbehandeling van het Zollinger-Ellison syndroom en andere pathologische hypersecretorische aandoeningen, zullen de patiënten hun behandeling starten met een dagelijkse dosis van 80 mg (dít zijn 2 tabletten Pantomed 40 mg), daarna kan de dosis zoals nodig verhoogd of verlaagd worden aan de hand van zuurgraadbepalingen. Wanneer de dagelijkse dosis meer dan 80 mg bedraagt, dient deze over 2 innames per dag gespreid te worden. Een tijdelijke verhoging van de dosering boven 160 mg pantoprazol is mogelijk, maar deze mag niet langer dan nodig voor een adequate controle van de zuurgraad toegediend worden. Bij het Zollinger-Ellison syndroom en andere pathologische hypersecretorische aandoeningen is de behandelingsduur niet beperkt en dient aangepast te worden aan de klinische behoeftes. Kinderen onder de 12 jaar: Pantomed wordt niet aangeraden voor gebruik bij kinderen onder de 12 jaar wegens te weinig gegevens binnen deze leeftijdsgroep. Speciale populaties: Bij patiënten met een ernstige leverbeschadiging dient de dosis gereduceerd te worden tot 1 tablet (40 mg pantoprazol) om de 2 dagen. Daarenboven zullen bij deze patiënten tijdens een behandeling met Pantomed de leverenzymen regelmatig gecontroleerd worden. In geval van een behandeling van maagulcera en refluxoesofagitis is meestal een behandelingsduur van 4 weken vereist. Zoniet zal volledige genezing gewoonlijk bekomen worden na een bijkomende therapie van 4 weken. CONTRA-INDICATIES PANTOMED 20 mg: Pantomed 20 mg mag niet gebruikt worden in geval van gekende overgevoeligheid voor één van de bestanddelen van Pantomed 20 mg. Pantoprazol, zoals andere PPI's, mag niet tegelijkertijd met atazanavir worden toegediend. PANTOMED 40 mg: Pantomed mag in het algemeen niet gebruikt worden in geval van gekende overgevoeligheid voor één van de bestanddelen van Pantomed of voor één van de combinatieproducten. Pantomed zal in de combinatie-therapie voor eradicaatie van H. pylori bij patiënten met matige tot ernstige lever- of nierinsufficiëntie niet gebruikt worden, aangezien tot nu toe geen gegevens beschikbaar zijn over de werking en de veiligheid van Pantomed in de combinatie-therapie bij deze patiënten. Pantoprazol, zoals andere PPI's, mag niet tegelijkertijd met atazanavir worden toegediend. BIJWERKINGEN (Vaak < 1/100 tot < 1/100, Soms < 1/1.000 tot < 1/100, zelden < 1/10.000 tot < 1/1.000). Zeer zelden (< 1/10.000), niet bekend (kan niet de beschikbare gegevens niet worden bepaald). Onderzaken: Zeer zelden: Verhoogde leverenzymen (transaminasen, -GT), verhoogde triglyceriden; verhoogde lichaamstemperatuur; Bloed- en lymfestelselaandoeningen; Zeer zelden: leukopenie; trombocytopenie; Zenuwstelselaandoeningen; Vaak: hoofdpijn - Soms: duizeligheid; stoornissen van het gezichtsvermogen (wazig zien); Maagdarmsstelsel aandoeningen: Vaak: hoofdpijn, diarree, constipatie, flatulentie - Soms: nauwea / braken - Zelden: droge mond; Nier- en urinewegaandoeningen: Zeer zelden: interstitiële nefritis; Huid- en onderhuidsaandoeningen: Soms: Allergische reacties zoals pruritus en huidrash - Zeer zelden: urticaria; angio-oedeem; ernstige huidreacties zoals het syndroom van Stevens-Johnson, erythema multiforme, syndroom van Lyell; fotosensibiliteit; Skeletstelsel- en bindweefsel-aandoeningen: Zelden: Artralgie - Zeer zelden: myalgie; Algemene aandoeningen en toedieningsplaatsstoornissen: Zeer zelden: Trombofobitis op de plaats van injectie, Perifer oedeem, immuunsysteem-aandoeningen; Zeer zelden: Anafylactische reacties, inclusief anafylactische shock; Lever- en galblaandoeningen: Zeer zelden: Ernstige hepatocellulaire beschadiging leidend tot icterus, met of zonder leverfalen; Psychische stoornissen: Zelden: Depressie, hallucinaties, desoriëntatie en verwardheid, met name bij verbaar patiënten, zware lever-aandoeningen van deze symptomen indien voorafbestaand. AARD EN INHOUD VAN DE VERPAKKINGEN Verpakkingen: flesjes (HDPE-fles met LDPE sluiting) en blisterverpakkingen (Alu/Alu blisterverpakkingen zonder kartonnen versteviging) met: 28, 56, 100 maagsapresistente tabletten. Hospitaalverpakkingen: blisterverpakkingen (Alu/Alu blisterverpakkingen zonder kartonnen versteviging) met 50 maagsapresistente tabletten. HOUDER VAN DE VERGUNNING VOOR HET IN DE HANDEL BRENGEN Nycomed Belgium, Genestsesteenweg 615, 1080 Brussel, België. APLEVERING Geneesmiddel op medisch voorschrift. NUMMERS) VAN DE VERGUNNING VOOR HET IN DE HANDEL BRENGEN Blisterverpakking: BE318254. Fles: BE318263 DATUM VAN HERZIENING VAN DE TEKST 08/2011.

PARTNERS 2013

PREMIUM PARTNERS

abbvie



MAJOR PARTNER



Bayer HealthCare
Bayer Schering Pharma



REGULAR+ PARTNERS

ALERE

CHIESI

FERRING

NORGINE

OLYMPUS

PENTAX - HITACHI

De Beukelaer Medical

TRAMEDICO

REGULAR PARTNERS

ACERTYS HEALTHCARE

ACTIAL FARMACEUTICA

BENETEC

BOEHRINGER INGELHEIM

BOUCART MEDICAL

BRISTOL MYERS SQUIBB

COBRA MEDICAL

COOK MEDICAL

Dr FALK PHARMA

ECCE

ECHOSENS

ERBE

EUMEDICA

FIDES MEDICAL

IPSEN

KELA PHARMA

MEDAX

MENARINI

MERCK SERONO

NESTLE

NORDION

NOVARTIS Oncology

NOVARTIS Transplant

ONIS

REVOGAN

RMS ENDOSCOPY

SANOFI

SERVIER

SIRTEX

UEGW

WILL PHARMA