



HILTON ANTWERP, FEBRUARY 9 - 11, 2017

XXIXth Edition



www.bwge.be

[RETHINK PBC]

To increase transplant-free survival: Reduce ALP and bilirubin levels in your PBC patients

Inadequately treated primary biliary cholangitis (PBC) can lead to liver transplantation or death^{1,2}



Up to 45% of PBC patients taking, or intolerant to, ursodeoxycholic acid (UDCA), may not be achieving an adequate response to treatment, as indicated by ALP > 1.5 x ULN. And up to 20% of PBC patients may have elevated bilirubin levels, as indicated by bilirubin > 1 x ULN. So it is important to monitor your patients regularly³



Alkaline phosphatase (ALP) and bilirubin are key markers of both disease progression and response to therapy³⁻⁵ with reduced levels correlating with improved patient outcomes^{3,6,7}



EASL recommends checking your patients' response to therapy one year after starting therapy⁴

References: 1. Poupon R. Primary biliary cirrhosis: A 2010 update. *J Hepatol* 2010;**52**:745-58; 2. Corpechot C, et al. Biochemical response to ursodeoxycholic acid and long-term prognosis in primary biliary cirrhosis. *Hepatology* 2008;**48**:871-7; 3. Lammers WJ, et al. Levels of alkaline phosphatase and bilirubin are surrogate end points of outcomes of patients with primary biliary cirrhosis: An international follow-up study. *Gastroenterology* 2014;**147**:1339-49; 4. European Association for the Study of the Liver. EASL Clinical Practice Guidelines: Management of cholestatic liver diseases. *J Hepatol* 2009;**51**:237-67; 5. Lindor KD, et al. Primary biliary cirrhosis. *Hepatology* 2009;**50**:291-308; 6. Lammers WJ, et al. Development and validation of a scoring system to predict outcomes of patients with primary biliary cirrhosis receiving ursodeoxycholic acid therapy. *Gastroenterology* 2015;**149**:1804-12; 7. Carbone M, et al. The UK-PBC risk scores: Derivation and validation of a scoring system for long-term prediction of end-stage liver disease in primary biliary cholangitis. *Hepatology* 2016;**63**:930-50.

Intercept 

welcome

Dear Colleagues,

It is our pleasure to welcome you to the XXIXth edition of the Belgian Week of Gastroenterology.

Enclosed you will find the complete program of this meeting. Many high quality **abstracts**, illustrating the high level of both basic and clinical research in Belgium, have been selected for oral presentation during the **scientific meetings**.

Besides these scientific sections that constitute the backbone of the congress for many years, the BWGE 2017 offers several other attractive sessions and activities!

The **Plenary Session** of the Belgian Week of Gastroenterology, during which the best abstracts of the several societies and research groups are presented, is since the latest edition scheduled on **Saturday morning!** This **best abstract selection**, representing top-line Belgian research, alternates with 2 state-of-the-art lectures.

Several other **state-of-the-art lectures** by national and international key-opinion leaders figure throughout the program.

Posters will be permanently displayed on interactive screens in the exhibition hall. Some of the best posters will be discussed during lunchtime in a separate area in the exhibition hall. We encourage you to attend these sessions and support our young researchers.

The **ultrasound course** (with a first session on Thursday and a second session on Friday) is intended for both unexperienced and experienced sonographers, with possibility to train on healthy volunteers as well as on sophisticated phantoms mimicking human disease and real time imaging.

The **Belgian Society of Gastrointestinal Endoscopy** organizes an e-learning center throughout the meeting, accessible for all interested endoscopists and trainees and has integrated **live endoscopy** into its scientific session.

The **Young Belgian Association for the Study of the Liver** again participates with a challenging clinical session on Friday.

During the **Interactive Case Report Session** on Friday morning, interesting and rare cases will be discussed and commented on.

On Friday evening, after the scientific sessions and before going to the Friday Night Dinner, we welcome you at our **get-together reception** in the exhibition hall, an excellent occasion to meet friends and colleagues!

We hope you will enjoy a stimulating scientific meeting!



Sven **FRANCQUE** and Isabelle **COLLE**
Scientific Coordinators of the Belgian Week of Gastroenterology

*All abstracts of lectures will be published in
Acta Gastroenterologica Belgica.*

*Acta Gastroenterologica is accessible on internet :
www.acta-gastroenterologica.be*

Editor-in-Chief: Marianna ARVANITAKI





INDEX

WELCOME	3
INDEX	4
TAKE ME TO HILTON ANTWERP	6
GENERAL INFORMATION	8
GET TOGETHER RECEPTION	9
STEERING COMMITTEE	10
SATELLITE SYMPOSIA	11
INVITED LECTURES	12

THURSDAY FEBRUARY 9

BASL	14
e-POSTER BASL	21
BSGIE	23
e-POSTER BSGIE	25
GIREM (OG - FWO)	26
BELGIAN PANCREATIC CLUB (BPC)	29
BIRD	31
PROGRAM OVERVIEW	34-35
e-POSTER BIRD	37
ULTRASOUND COURSE	40

FRIDAY FEBRUARY 10

BIRD	42
BGDO	45
e-POSTER BGDO	49
WORKING GROUP DIGESTIVE PATHOLOGY	50
INTERACTIVE CASE REPORT SESSION	53
YOUNG BASL	55
BESPGHAN	56
e-POSTER BESPGHAN	57
ULTRASOUND COURSE	58
FRIDAY NIGHT PARTY	65

SATURDAY FEBRUARY 11

PLENARY SESSION	61
BELGIAN IBD NURSES MEETING (BINA)	64
SAVE THE DATE	66
BWG 2017 PARTNERS	68

TAKE ME TO HILTON ANTWERP



Address :

Hilton Antwerp Hotel
Groenplaats – 2000 Antwerp
Tel: +32 3 204 12 12
Fax: +32 3 204 86 88.

ITINERARY

Gent / Ghent (E17)

1. Immediately after the Kennedytunnel take exit n° 5A direction Antwerpen Centrum/ Zuid.
2. Keep left and drive through the Bolivartunnel.
3. Stay left and turn left at the first traffic lights
4. Follow Graaf Van Hoornestraat until the end follow right. Pass the Museum of fine arts on your right. Continue into the Volkstraat.
5. Follow the tram rails into the Nationalestraat.
6. At the end of the street, at the traffic lights you are facing the Groenplaats as well as the entrance of Parking Groenplaats.
7. The car park offers direct access to the hotel lobby.

Eindhoven / Hasselt (E34/E313)

1. At the end of the E34/E313 take the Ring direction Gent.
2. On the Ring take exit n° 5a direction Antwerpen Centrum/Zuid.
3. Stay left and turn left at the first traffic lights.
4. Follow the road for about 1 km until you arrive at the "Kaaien". Turn right onto the "Kaaien" (alongside the Schelde).
5. At the fourth traffic lights turn right on the Suikerrui.
6. Follow the street until the first traffic lights and make a U-turn to the left.
7. Follow the tram rails to the traffic lights.
8. At the end of the street, at the traffic lights you are facing the Groenplaats as well as the entrance of Parking Groenplaats.
9. The car park offers direct access to the hotel lobby.

Brussel / Brussels (E19)

1. Just before the Craeybeckxtunnel take the second lane from the left direction Gent.
2. On the Ring stay right and take the first exit n° 5A direction Antwerpen Centrum/Zuid.
3. Turn left at the first traffic lights.

4. Follow the road straight ahead for about 1 km until you arrive at the “Kaaïen”. Turn right onto the “Kaaïen”(alongside the Schelde).
5. At the fourth traffic lights turn right again onto the Suikerrui.
6. Follow the street until the first traffic lights and make a U-turn to the left.
7. Follow the tram rails to the traffic lights.
8. At the end of the street, at the traffic lights you are facing the Groenplaats as well as the entrance of Parking Groenplaats.
9. The car park offers direct access to the hotel lobby.

Brussel / Brussels via Boom (A12)

1. Follow the A12 direction Antwerpen.
2. Just before the Jan Devostunnel stay left and follow direction Antwerpen Centrum/Zuid.
3. From here please see point 1 coming from Gent.
Zelzate / Leftbank (N49/E34)
1. Follow direction Antwerpen.
2. Drive through the Waaslandtunnel and immediately at the exit of the tunnel make a right turn of 45°.
3. Straight ahead onto the “Kaaïen”. Onto the “Kaaïen” (alongside the Schelde) turn left.
4. At the second traffic lights turn left onto the Suikerrui.
5. Follow the street until the first traffic lights and make a U-turn to the left.
6. Follow the tram rails to the first traffic lights.
7. At the end of the street, at the traffic lights you are facing the Groenplaats as well as the entrance of Parking Groenplaats.
8. The car park offers direct access to the hotel lobby.

Breda (E19)

1. Follow E19/A1 direction Antwerpen.
2. On the Ring follow direction Antwerpen/ Gent/ Brussel
3. Take exit n°1 Antwerpen Noord/ Merksem and at the end of the exit turn right (Groenendaellaan)
4. At the third traffic lights turn left onto the Noorderlaan.
5. At the end of the Noorderlaan make a turn of 45° on a bridge. Keep right at the next traffic lights.
6. You arrive at the Londonstraat, straight ahead until you arrive at the “Kaaïen”. Turn left onto the “Kaaïen” (alongside the Schelde).
7. At the third traffic lights turn left onto the Suikerrui.
8. Follow the street to the first traffic lights and make a U-turn to the left.
9. Follow the tram rails to the traffic lights.
10. At the end of the street, at the traffic lights you are facing the Groenplaats as well as the entrance of Parking Groenplaats.
11. The car park offers direct access to the hotel lobby.

PARKING :

Here are the closest parkings to the Hilton Antwerp :

- Groenplaats Parking: The Hilton Antwerp has reserved 200 places for our congress.
- Meir Parking
- Brabo Parking
- Lombardia Parking

GENERAL INFORMATION

ACCREDITATION

CME credits will be provided by online submission to the registered delegates who have attended the sessions. The number of credits is 6 credits points per day (category 3) and 4 cp for Saturday. The file from the online accreditation registrations will be sent to the INAMI/ RIZIV end of April 2017.

LANGUAGES

Dutch, French and English. English (British spelling) for abstracts, slides and announcements.

As proposed at the Steering Committee of 1995, Belgian authors may present their original papers at the Plenary Session in their mother language.

VENUE

HILTON ANTWERPEN

Groenplaats, 32 - 2000 Antwerpen

Tel: +32 3 204 12 12

Website: www.antwerp.hilton.com

PARKING

Here are the closest parkings to the Hilton Antwerp : parking fees are the responsibility of the participants.

- Groenplaats Parking: The Hilton Antwerp has reserved 200 places for our congress.
- Meir Parking
- Brabo Parking
- Lombardia Parking

EVENT COORDINATOR / SCIENTIFIC SECRETARY

DME-EVENTS - ANNE-FRANCE DE MEYER

Tel. +32 477 27 00 45

E-mail: anne.france.de.meyer@dme-events.eu

GET TOGETHER RECEPTION


BWGE 2017



FRIDAY FEBRUARY 10

MEET FRIENDS AND COLLEAGUES FOR A DRINK!

Venue:
EXHIBITION OF THE CONGRESS
From:
17:30 to 18:30



STEERING COMMITTEE

SCIENTIFIC COORDINATORS

Sven FRANcqUE - Isabelle COLLE

SEVEN SOCIETIES

H. REYNAERT, M. PEETERS

(VGE, Vlaamse Vereniging voor Gastroenterologie)

H. PIESSEVAUX, C. VAN KEMSEKE

(SRBGE, Société Royale Belge de Gastroentérologie)

D. DE LOOZE, H. PIESSEVAUX,

D. BLERO

(BSGIE, Belgian Society of Gastrointestinal Endoscopy)

A. DE ROOVER, J. LERUT

(RBSS, Royal Belgian Society of Surgery)

L. VAN HOE, C. DRAGEAN

(BSR, Belgian Society of Radiology Section of Abdominal Imaging)

C. MORENO, A. GEERTS

(BASL, Belgian Association for the Study of the Liver)

I. BORBATH, M. PEETERS

(BGDO, Belgian Group of Digestive Oncology)

RESEARCH GROUPS

I. DEPOORTERE

(GIREM (OG-FWO), Belgian Network on Gastrointestinal Regulatory Mechanisms)

A. HOORENS, A. DRIESSEN

(Working Group of Digestive Pathology)

I. HOFFMAN, F. SMETS

(BeSPGHAN, Belgian Society for Paediatric Gastroenterology, Hepatology and Nutrition)

A. VAN GOSSUM

(SBNC, Société Belge de Nutrition Clinique)

D. YSEBAERT

(VKVM, Vlaamse Vereniging voor Klinische Voeding en Metabolisme)

D. FRANCHIMONT, J-F RAHIER,

P. HINDRYCKX

(BIRD, Belgian IBD Research Club)

M. DELHAYE

(BPC, Belgian Pancreatic Club)

V. LAMY, F. MANA

(BHPSG, Belgian Helicobacter Pylori Study Group)

J. PIRENNE, O. DETRY

(BLIC, Belgian Liver Intestine Committee)

R. HUSTINX, C. DEROOSE

(BELNUC, Belgian Society of Nuclear Medicine)

L. VAN GRUNSVEN

(Basic research groups)

YOUNG BASL

Y.-P. VANDEWYNCKEL

YOUNG VVGE

A. VAN HOOTEGEM

ULTRASOUND COURSE

J. SCHOUTEN

SATELLITE SYMPOSIA

THURSDAY FEBRUARY 9

12:00 - 12:45

MSD

Crossing the final line: achieving cure in hepatitis C for all

Speaker: Nancy Reau, MD, Rush University Medical Center, Chicago

13:15 - 14:00

BMS

Your partner in liver diseases

13:15 - 13:45 : Guidelines vs clinical experience and RW data

Speaker: Dr. Bourgeois, Hepatology, ZNA Antwerp & UZA

13:45 - 14:00 : Update of the BASL HCV Treatment Guidelines

Speaker: Prof. Moreno, Head of Clinic, gastroenterology Erasme Hospital & president of BASL

17:00 - 17:45

MUNDIPHARMA

Biosimilars

Speaker: Prof. Denis Franchimont (Erasme University Hospital Brussels)

FRIDAY FEBRUARY 10

07:45 - 08:30

ALLERGAN

IBS – A Public Health Problem

- The Global Impact of IBS

Speaker: Professor Jan Tack, University Hospital Leuven, Belgium

- New treatment of IBS and IBS-C

Speaker: Professor Giovanni Barbara, University of Bologna, Italy

12:00 - 12:45

TAKEDA

Therapy of inflammatory bowel disease beyond anti-TNF: the next generation

Speaker: Dr. Bourgeois, Hepatology, ZNA Antwerp & UZA

13:15 - 14:00

SANOFI

Science and politics on colorectal cancer screening: potential controversies?

Chair: Marc Van Impe

17:30 - 18:15

CELGENE

Unraveling treatment options in pancreatic cancer

- Neo-adjuvant / adjuvant: Optimized treatment approaches

Speaker: Pr Jean-Luc Van Laethem, Department of gastroenterology Erasme University, Hospital ULB Brussels

- Metastatic pancreatic cancer: Building up the foundations for future treatments

Speaker: Pr Eric Van Cutsem, Gastroenterology / Digestive oncology Leuven Cancer Institute University, Hospitals Leuven

INVITED LECTURES

THURSDAY FEBRUARY 9

BASL

BLIC Lecture: Liver Transplantation in acute on chronic liver failure.

Thierry Gustot (Erasme, ULB)

Marc Hautekeete Lecture : Do direct antiviral agents for HCV increase risk of hepatocellular carcinoma : fact, fiction or undecided ?

Pierre Nahon (Bondy, France)

BIRD

Mechanisms of fibrosis in the GI tract and potential targets for therapeutic intervention.

Florian Rieder (Cleveland, Ohio, USA)

Small animal imaging: Applications in IBD preclinical research.

Steven Staelens (UA)

The gut-brain axis: implications for IBD?

Roosmarijn Vandenbroucke (VIB Ghent)

BSGIE

Development of performance measures for endoscopy.

M. Rutter (Durham, UK)

Performance measures in upper GI Endoscopy.

M. Areia (Porto, Portugal)

Management of DALM: detection and endoscopic management.

M. Rutter (Durham, UK)

The good and bad news in digestive endoscopy coding and fees.

P.H. Deprez (UCL Saint-Luc)

GIREM

The role of the autonomic nervous system in modulating pain and inflammation.

QASIM AZIZ (London, UK)

Novel therapeutics for diabetes, from utliagonists to precision medicine.

TIMO D. MÜLLER (Neuherberg, Germany)

INVITED LECTURES

FRIDAY FEBRUARY 10

BGDO

Neoadjuvant Therapy for (Borderline) Resectable Pancreatic Adenocarcinoma.

Thierry Conroy (Institut de Cancérologie Lorraine, Nancy, France)

BIRD

Management of fibrostenosing Crohn's disease.

Florian Rieder (Cleveland, Ohio, USA)

Evolving therapeutic algorithms in UC.

Brian Feagan (London, Ontario, Canada)

Evolving therapeutic algorithms in CD.

Laurent Peyrin-Biroulet (Nancy, France)

WORKING GROUP OF DIGESTIVE PATHOLOGY

Intestinal polyposis syndromes.

L.A. Brosens (Utrecht, The Netherlands)

Hereditary gastric cancer.

R.S. Vander Post (Nijmegen, The Netherlands)

GIST and inherited gastrointestinal stromal tumour syndromes.

A. Agaimy (Erlangen, Germany)

SATURDAY FEBRUARY 11

PLENARY SESSION

Brohée Prize: PNPLA3 gene in liver diseases.

Eric Trépo (ULB Erasme)

Cell therapy in Crohn's disease.

Aranzazu Jauregui (University of Barcelona & UZA)

Endoscopic treatment of early gastric cancer in Europe. Lessons from the East.

Miguel Areia (Porto, Portugal)

8:30-10:00 - SESSION 1

Moderators : H. Reynaert (UZ Brussel), D. Ysebaert (UZ Antwerpen)

- 08:30** A05 **HMGB1-driven Feedforward Hepatocyte Necroptosis Circuit in Lethal Acetaminophen-induced liver injury.**
C. Minsart (1), C. Liefferinckx (1), S. Rorive (1), A. Lemmers (1), C. Dressen (1), E. Quertinmont (1), E. Trépo (1), C. Moreno (1), J. Devière (1), S. Goriely (1), I. Leclercq (2), R. Moreau (3), T. Gustot (1) / [1] ULB Erasme, [2] UCL Saint-Luc, [3] Hôpital Beaujon, INSERM U-481, Clichy, France
- 08:40** A06 **Characterization of a tertiary center PBC cohort and validation of prognostic risk scores.**
T. Claes, A. Geerts, H. Van Vlierberghe, X. Verhelst / UZ Gent
- 08:50** A07 **Lipid, fetuin-A and macrophage zonation in high fat diet foz-foz mice with nonalcoholic steatohepatitis.**
N. Lanthier, Q. Etienne, V. Lebrun, L. Poekes, Y. Horsmans, I. Leclercq / UCL Saint-Luc
- 09:00** A08 **Serum vascular cell adhesion molecule-1 predicts significant liver fibrosis in obese patients with non-alcoholic fatty liver disease.**
S. Lefere (1), F. Van De Velde (1), L. Devisscher (1), M. Bekaert (1), S. Raevens (1), X. Verhelst (1), Y. Van Nieuwenhove (1), M. Praet (1), A. Hoorens (1), C. Van Steenkiste (2), H. Van Vlierberghe (1), B. Lapauw (1), A. Geerts (1) / [1] UZ Gent, [2] Maria Middelaers Ziekenhuis, Gent
- 09:10** A09 **Ubiquitin Carboxy-terminal Hydrolase L1 expression is increased in hepatocellular carcinoma cells and renders those cells more sensitive to ER stress-induced cell death following inhibition.**
A. Vandierendonck (1), F. Fornari (2), O. Govaere (3), D. Laukens (1), X. Verhelst (1), A. Geerts (1), C. Ampe (1), M. Van Troys (1), T. Roskams (4), V. Hans (1), L. Devisscher (1), Y. Vandewynckel (1) / [1] UZ Gent, [2] Azienda Ospedaliero-Universitaria Policlinico S. Orsola-Malpighi e Università di Bologna, Italy, [3] Newcastle University, Newcastle upon Tyne, U.K., [4] KU Leuven
- 09:20** A10 **Do or don't: HCV screening in the Belgian Baby Boom Cohort.**
R. Botterman, E. Glorieus, S. Lefere, X. Verhelst, P. Van De Voorde, S. Hachimi Idrissi, A. Geerts, E. Padalko, P. De Paepe, H. Van Vlierberghe / UZ Gent
- 09:30** A11 **ECV-associated miRNA levels as non-invasive biomarkers for early-stage HBV/HCV-induced liver fibrosis.**
J. Lambrecht, P. Poortmans, H. Reynaert, I. Mannaerts, L. Van Grunsven / UZ Brussel

- 09:40 A12 Pretransplant glycomic analysis of perfusate is predictive of primary non function after liver transplantation.**
X. Verhelst, A. Geerts, D. Vanderschaeghe, X. Rogiers, A. Vanlander, F. Berrevoet, N. Callewaert, R. Troisi, H. Van Vlierberghe / UZ Gent
- 09:50 A13 A glycomic serum marker analysed at one week after liver transplantation is an independent predictor of graft loss during the first year after liver transplantation.**
X. Verhelst, A. Geerts, X. Rogiers, A. Vanlander, F. Berrevoet, N. Callewaert, R. Troisi, H. Van Vlierberghe / UZ Gent

10:00 - 10:30 COFFEE BREAK

10:30-12:00 - SESSION 2

Moderators : Sergio Negrin-Dastis (UCL), Xavier Rogiers (UZ Ghent)

- 10:30 A14 Relapse rates and clinical outcomes after Nucleos(t)ide Analogue therapy stop in a Belgian, predominantly Caucasian cohort of Chronic Hepatitis B patients.**
S. Van Hees (1), S. Bourgeois (2), H. Van Vlierberghe (3), T. Sersté (4), P. Michielsens (1), H. Reynaert (5), J. Henrion (6), S. Negrin- Dastis (7), L. Lasser (8), F. Janssens (9), G. Robaey (10), P. Stärkel (11), C. Moreno (12), F. Nevens (13), T. Vanwolleghem (1) / [1] UZ Antwerpen, [2] ZNA Antwerpen, [3] UZ Gent, [4] CHU Saint- Pierre, Brussels, [5] UZ Brussel, [6] Centre Hospitalier de Jolimont-Lobbès., La Louvière, [8] CHU Brugmann Brussels, [9] Jessa Hospital, Hasselt, [10] ZOL, Genk, [11] UCL Saint-Luc, Brussels, [12] ULB Erasme, Bruxelles, [13] UZ Leuven
- 10:42 A15 Liver fibrosis promotes hepatocarcinoma growth through infiltration by tumor-associated inflammatory cells.**
B. Delire (1), P. Henriët (2), P. Lemoine (2), I. Leclercq (1), P. Stärkel (1) / [1] UCL Saint-Luc, [2] De Duve Institute
- 10:54 A16 Paired biopsy analysis of human liver transcriptome before and 1 year after bariatric surgery identifies a restricted set of inflammation- and extracellular matrix-related genes as pivotal in NASH and fibrosis pathogenesis.**
S. Francque (1), P. Lefebvre (2), F. Lalloyer (2), M. Pawlak (2), E. Baugé (2), C. Gheeraert (2), H. Dehondt (2), J. Vanhoutte (2), N. Hennuyer (2), C. Claire Mazuy (2), B. Derudas (2), A. Driessen (1), G. Hubens (1), L. Vonghia (1), W. Kwanten (1), T. Vanwolleghem (1), P. Michielsens (1), J. Eeckhoutte (2), A. Verrijken (1), L. Van Gaal (1), B. Staels (2) / [1] UZ ANTWERPEN [2] Univ. Lille, CHU-Lille, Institut Pasteur de Lille, France

- 11:06 A17 **Liver progenitor cells significantly contribute to hepatocyte pool in chronic liver injury and cirrhosis: a kinetic study in mice.**
R. Manco, L. Clerbaux, I. Leclercq / UCL Saint-Luc
- 11:18 A18 **Early TIPS placement as a feasible and safe strategy for variceal bleeding in high risk liver patients: a 5-year monocentre experience.**
E. Verly, X. Verhelst, H. Van Vlierberghe, A. Geerts / UZ Gent

Moderators : Jacques Pirenne (UZ Leuven)

- 11:30 A19 **BLIC Lecture: Liver Transplantation in acute on chronic liver failure.**
Thierry Gustot (Erasmie, ULB)

12:00 - 14:00 LUNCH

12:00-12:45 Satellite Symposium MSD



Satellite Symposium MSD Belgium

13:15-14:00 Satellite Symposium BMS

BMS SYMPOSIUM DURING BWGE 2017

February 9th 2017 13h15-14h00



by

 Bristol-Myers Squibb

Satellite Symposium MSD Belgium

CROSSING THE FINAL LINE: ACHIEVING CURE IN HEPATITIS C FOR ALL

Nancy Reau, MD,
Rush University Medical Center, Chicago

Thursday, 9 February 2017
12.00 – 12.45

BMS SYMPOSIUM DURING BWGE 2017

February 9th 2017 13h15-14h00



SAVE YOUR LIVER

by



Bristol-Myers Squibb

Your partner in **liver diseases**

13h15 | 13h45

Guidelines vs clinical experience and RW data

Presented by Dr. Bourgeois, hepatology, ZNA Antwerp

13h45 | 14h00

Update of the BASL HCV Treatment Guidelines

*Presented by Prof. Moreno,
Head of Clinic, gastroenterology
Erasme Hospital & president of BASL.*

14:00-15:30 - SESSION 3

Moderators : Anja Geerts (UZ Ghent), Olivier Detry (Liège)

- 14:00 A20 Associating liver partition and portal vein ligation for staged hepatectomy (ALPPS): establishment of a unique, innovating animal model with insufficient liver remnant.**
A. Dili, V. Lebrun, C. Bertrand, I. Leclercq / CHU UCL Namur and UCL Saint-Luc Brussels
- 14:12 A21 The risk of early occurrence and recurrence of hepatocellular carcinoma in hepatitis C infected patients treated with direct acting antivirals with and without Pegylated Interferon: A Belgian experience.**
R. Bielen (1), C. Moreno (2), H. Van Vlierberghe (3), S. Bourgeois (4), J. Mulkay (5), S. Francque (6), W. Verlinden (6), C. Brixko (7), J. Decaestecker (8), C. De Galocsy (9), F. Janssens (10), M. Cool (11), L. Van Overbeke (12), C. Van Steenkiste (13), F. D'heygere (14), K. Wuyckens (1), F. Nevens (15), G. Robaey (16) / [1] University Hasselt, [2] ULB Erasme Brussels, [3] UZ Gent, [4] ZNA Stuivenberg Hospital, [5] Hôpital Saint-Pierre, Brussels, [6] UZ Antwerpen, [7] CHR La Citadelle, Liège, [8] AZ Delta, Roeselare, [9] Hôp. Iris Sud Bracops, Bruxelles, [10] Jessa Hospital, Hasselt, [11] AZ Damiaan, Oostende, [12] AZ Sint-Maarten, Mechelen, [13] AZ Maria Middelaers, Ghent, [14] AZ Groeninge, Kortrijk, [15] UZ Leuven, [16] Ziekenhuis Oost-Limburg, Genk
- 14:24 A22 Pegylated interferon alpha treatment rapidly clears Hepatitis E Virus infections in humanized mice.**
M. Van De Garde (1), S. Pas (1), G. Van Oord (1), L. Gama (2), Y. Choi (3), R. De Man (1), A. Boonstra (1), T. Vanwollegem (1) / [1] Erasmus Medical Center, Rotterdam, The Netherlands, [2] Johns Hopkins University, Baltimore, USA, [3] Center for Disease Control and Prevention, Atlanta, USA
- 14:36 A23 Personalized subcutaneous administration of hepatitis B surface antibodies without nucleos(t)ide analogues is highly effective and reduces cost for hepatitis B prophylaxis after liver transplantation.**
R. Bielen (1), G. Robaey (2), S. Schelfhout (3), D. Monbaliu (3), S. Van Der Merwe (3), J. Pirenne (3), F. Nevens (3) / [1] University Hasselt, [2] Ziekenhuis Oost-Limburg, Genk, [3] UZ Leuven
- 14:48 A24 PPAR-regulated dermatopontin is an important contributor to the liver fibrotic response in mouse models and has relevance to fibrosis progression in NAFLD patients.**
P. Lefebvre (1), S. Francque (2), F. Lalloyer (1), E. Baugé (1), A. Verrijken (2), L. Van Gaal (2), B. Staels (1) / [1] Institut Pasteur de Lille, France, [2] UZ Anwerpen

Moderators : Christophe Moreno (Erasme, ULB)

- 15:00 A25 **Marc Hautekeete Lecture : Do direct antiviral agents for HCV increase risk of hepatocellular carcinoma : fact, fiction or undecided ?**
Pierre Nahon (Bondy, France)

15:30 - 16:00 **COFFEE BREAK**

Moderators : Peter Stärkel (UCL), F Nevens (KUL)

- 16:00 A26 **Kupffer cell pool is maintained by local proliferation and the differentiation of bone marrow monocytes into short-lived monocyte-derived Kupffer cells during non-alcoholic steatohepatitis and recovery.**
L. Devisscher, C. Scott, S. Lefere, S. Raevens, E. Bogaerts, A. Paridaens, X. Verhelst, A. Geerts, M. Guilliams, H. Van Vlierberghe / UZ Gent
- 16:10 A27 **Cessation of Nucleos(t)ide Analogue therapy after HBsAg seroconversion is associated with a decreased chance of HBsAg loss in a Belgian, predominantly Caucasian cohort of chronic hepatitis B patients.**
S. Van Hees (1), S. Bourgeois (2), H. Van Vlierberghe (3), T. Sersté (4), P. Michielsen (1), H. Reynaert (5), J. Henrion (6), S. Negrin-Dastis (7), L. Lasser (8), F. Janssens (9), G. Robaey (10), P. Stärkel (11), C. Moreno (12), F. Nevens (13), T. Vanwolleghem (1) / [1] UZ Antwerpen, [2] ZNA Antwerpen, [3] UZ Gent, [4] CHU Saint-Pierre, Brussels, [5] UZ Brussel, [6] Centre Hospitalier de Jolimont-Lobbés., La Louvière, [7] Grand Hopital de Charleroi, [8] CHU Brugmann Brussels, [9] Jessa Hospital, Hasselt, [10] ZOL, Genk, [11] UCL Saint-Luc, Brussels, [12] ULB Erasme, Bruxelles, [13] UZ Leuven
- 16:20 A28 **A new classification of chronic portal vein occlusion for assessing the feasibility of recanalization in non-cirrhotic patients.**
A. Marot, J. Vieira Barbosa, A. Denys, P. Deltenre / CHUV, Lausanne, Switzerland
- 16:30 A29 **The prevalence of cardiac induced liver disease in patients with a chronic right heart disorder.**
N. Opdeeweegh, W. Budts, J. Van Cleemput, T. Roskams, J. Pirenne, B. Meyns, F. Nevens / UZ Leuven

- 16:40 - 17:00 **Lecture : Introducing the mandatory registration of follow-up data for patients treated with antiviral hepatitis B medication**
Speakers: Marc Van de Casteele (RIZIV) & Johan Van Bussel (WIV-ISP)

- 16:40 **BASL Awards for best Basic and Clinical work presented**
Update on e-health requirement
BASL General Assembly

- A30 **Beyond Milan Criteria in Hepatocellular Carcinoma: Does Fluorine-18-Fluorodeoxyglucose (FDG-PET) Hold the Key.**
V. Agarwal, S. Pande / Medanta The Medicity Hospital, Gurgaon, India
- A31 **Increased non-shivering thermogenesis had preventive but no therapeutic Effects on non-alcoholic steatohepatitis.**
L. Poekes (1), Y. Horsmans (1), G. Farrell (2), I. Leclercq (1) / [1] UCL Saint-Luc, Brussels, [2] Australian National University, Australia
- A32 **Systematic review with meta-analysis: Liver stiffness and platelet count for identifying patients with compensated liver disease at low risk of variceal bleeding.**
A. Marot (1), E. Trepo (2), C. Doerig (1), A. Schoepfer (1), C. Moreno (2), P. Deltenre (1) / [1] CHUV, Lausanne, Switzerland, [2] ULB Erasme, Brussels
- A33 **Large-scale screening is not useful to identify individuals with hepatitis B or C virus infection: Results of an Interim Analysis.**
A. Marot, A. Trabelsi, C. André, P. Deltenre / CHUV, Lausanne, Switzerland
- A34 **Isolation and characterisation of hepatic progenitor cells from human Alcoholic livers identify a new player: IL-17A.**
A. Ceulemans (1), S. Verhulst (2), M. Van Haele (1), L. Van Grunsven (2), T. Roskams (1) / [1] KULeuven, [2] VUB Brussels
- A35 **Intraportal infusion of liver-mesenchymal stem cells in rats lead to transient interruption of the hepatic blood flow: intravital microscopy and anapathological analysis.**
L. Coppin, P. Van Der Smissen, P. Dollet, C. Lombard, I. Scheers, F. Smets, E. Sokal, X. Stephenne / UCL Saint-Luc, Brussels
- A36 **Liver transplantation does not impact the renal function outcome in Alagille Syndrome.**
T. Demaret, S. Varma, Y. Vainilovich, U. Halac, D. El Bizri, J. Ambroise, I. Scheers, X. Stephenne, F. Smets, E. Sokal / UCL Saint-Luc, Brussels
- A37 **Antibiotics induce remission in pediatric PSC-AIH overlap syndrome allowing corticosteroid-free therapy.**
P. Sambon, S. Varma, M. Komuta, P. Clapuyt, E. Sokal / UCL Saint Luc, Brussels
- A38 **Hair ethyl glucuronide is a highly accurate and objective biomarker of Continued alcohol use in patients with alcoholic cirrhosis.**
J. Verbeek (1), C. Crunelle (2), P. Michielsen (3), M. De Doncker (4), S. Van Der Merwe (1), D. Cassiman (1), H. Neels (2), F. Nevens (1) / [1] UZ Leuven, [2] U Antwerpen, [3] UZ Antwerpen, [4] ZNA Campus Stuivenberg, Antwerpen

- A39 HBsAg kinetics during long-term NUC therapy in a predominantly Caucasian And African cohort.**
E. Ho (1), S. Van Hees (2), M. Leven (1), V. Matheeuissen (1), S. Francque (1), P. Michielsens (1), T. Vanwolleghem (1) / [1] UZ Antwerpen, [2] U Antwerpen
- A40 “China on the Scheldt”: hepatitis B and C in the Chinese population in Belgium and comparison of screening methods.**
E. Ho (1), P. Michielsens (1), P. Van Damme (2), S. Francque (1), M. Leven (1), T. Vanwolleghem (1) / [1] UZ Antwerp, [2] U Antwerpen
- A41 Non-sense mediated RNA decay regulates the unfolded protein response During hepatic stellate cell activation.**
I. Mannaerts (1), L. Thoen (1), F. Cubero (2), I. Colle (3), C. Trautwein (2), I. Coldham (4), L. Van Grunsven (1) / [1] VUB Brussel, [2] UH Aachen, [3] UZ Gent, [4] University of Sheffield, U.K.
- A42 The influence of Direct Acting Antivirals on extrahepatic manifestations of the hepatitis C Virus.**
S. Van Hees, P. Michielsens, L. Vonghia, S. Francque, T. Vanwolleghem / UZ Antwerpen
- A43 Contribution of HCV Resistance Associated Mutations measurement to Treatment decision making: blind or documented?**
S. Van Hees (1), S. Pas (2), L. Vonghia (1), P. Michielsens (1), S. Francque (1), T. Vanwolleghem (1) / [1] UZ Antwerpen, [2] Erasmus Medical Center, Rotterdam, Netherlands

Spring meeting of the Belgian Society of Gastrointestinal Endoscopy

MORNING SESSION :

**Upper gastro-intestinal endoscopy. Are we doing well?
How can we do better?**

Live endoscopy from ULB Erasme.

**Moderators : Matt Rutter (UK), Miguel Areia (Portugal) and
Daniel Blero (Charleroi)**

09:00 - 12:30 **Transmission of live endoscopy from Erasme Hospital, demonstrating high quality upper GI endoscopy in “normal” conditions, Barrett’s esophagus, chronic gastritis, duodenal adenomas, etc... with emphasis on standardized terminology.**

09:30 **G03** **Invited lecture: Development of performance measures for endoscopy.**

M. Rutter (Durham, UK)

G04 **Invited Lecture: Performance measures in upper GI Endoscopy.**

M. Areia (Porto, Portugal)

AFTERNOON SESSION :

Abstracts and invited lectures.**Moderators : Anne Vijverman (OLV Aalst), Christophe Snauwaert
(AZ Sint Jan Brugge - Oostende)**

14:00 **G05** **Endoscopic Submucosal Dissection for early esophageal neoplasia. A single operator study.**

D. De Wulf (1), D. De Looze (2), P. Hindryckx (2), M. Devos (2), F. Baert (1) / [1] AZ Delta, Roeselare, [2] UZ Gent

14:15 **G06** **Diagnostic Yield of Capsule Enteroscopy in Patients with Iron Deficiency.**

Anemia: Results of a Single Centre Retrospective Study.

A. Bertels, J. Nijs, S. Vanstraelen, L. Van Den Bergh, S. Martens, H. Verbrugge / Sint-Trudo Ziekenhuis, Sint-Truiden

14:30 **G07** **Efficacy, safety and learning curve of Endoscopic Submucosal Dissection in a consecutive case series by a single operator in the West.**

D. De Wulf (1), D. De Looze (2), P. Hindryckx (2), M. Devos (2), F. Baert (1) / [1] AZ Delta [2] UZ Gent

- 14:45 G08 Endoscopic submucosal dissection for duodenal lesions: adverse events and follow-up.**
W. Margos (1), H. Ivekovic (2), L. Shaza (3), C. Yeung (4), H. Piessevaux (1), P. Deprez (1) / [1] UCL Saint-Luc [2] University Hospital Center Zagreb, Croatia [3] Institut Jules Bordet, Brussels [4] Centre Hospitalier de Jolimont Lobbes, La Louvière
- 15:00 G09 Invited Lecture: Management of DALM: detection and endoscopic management.**
M. Rutter (Durham, UK)
- 15:30 - 16:00 COFFEE BREAK**
- Moderators : Maridi Aerts (UZ Brussel),
Tom Moreels (UZ Antwerpen)**
- 16:00 G10 Colonoscopy quality: implementation of colonoscopy quality monitoring in a Belgian university hospital.**
S. Ouazzani, A. Lemmers, F. Martinez, M. Delhayé, M. Arvanitakis, O. Le Moine, P. Demetter, J. Deviere, P. Eisendrath / ULB Erasme, Brussels
- 16:12 G11 Electromagnetic-guided placement of a nasojejunal tube in patients receiving fecal microbiota transplantation.**
E. Christiaens, T. Holvoet, J. De Keukelaere, T. Van Hulle, M. De Vos, H. Van Vlierberghe, D. De Looze / UZ Ghent
- 16:24 G12 Cold snare polypectomy for advanced, flat sessile lesions.**
L. Van Overbeke, M. Ferrante, S. Ilegems, L. Mortier, J. Van Dongen / AZ Sint Maarten, Mechelen
- 16:36 G13 Current Utilization and Diagnostic Yield of Random Colonic Biopsies in Evaluation of Chronic Diarrhea.**
X. Zhang (1), S. Kane (1), L. Pestana (2) / [1] Mayo Clinic, Rochester, USA [2] University of California-Davis, USA
- 16:50 G14 Invited Lecture: The good and bad news in digestive endoscopy coding and fees.**
P.H. Deprez (UCL Saint-Luc)
- 17:20 Q&A and Conclusion**

G17 Differences and similarities of gastroenterology training across europe: an international survey.

G. Laniro (1), M. Maida (1), L. Alrubaiy (2), T. Bokun (3), T. Bruns (4), V. Castro (5), L. China (6), G. Conroy (7), D. Trabulo (8), C. Van Steenkiste (9), R. Voermans (10), J. Burisch (11) / [1] Italian Council of Trainees in Gastroenterology, Italy, [2] British Society of Gastroenterology, U. K., [3] Youth Section of Croatian Society of Gastroenterology, Croatia, [4] Working Group «Young Gastroenterology» of the German Society for Digestive and Metabolic Diseases, Germany, [5] Swedish Society of Trainees in Gastroenterology, Sweden, [6] British Society of Gastroenterology, Trainees Section,U.K., [7] Association of the French residents in Hepatogastroenterology, France, [8] Portuguese Society of Trainees in Gastroenterology, Portugal, [9] Jong Vlaamse Vereniging voor Gastro-enterologie, Belgium, [10] Dutch Society of Trainees in Gastroenterology and Hepatology, Netherlands, [11] Trainee Society of the Danish Society of Gastroenterology and Hepatology, Denmark

G16 Multimodal detection of Helicobacter pylori infection and antibiotic resistance in a mixed rural Belgian area.

P. Bossuyt, S. Gils, B. Van Den Poel, I. Micalessi, P. Cuyle, S. Carton, P. Christiaens, V. Moons, A. Van Olmen, A. Smismans, C. Bourgain, J. Frans / Imelda Hospital, Bonheiden

G15 Esophagitis dissecans superficialis: A case series of 7 patients of a Misdiagnosed Entity.

E. Fiani, F. Guisset, Q. Fontanges, J. Deviere, A. Lemmers / ULB Erasme, Brussels

G18 Gastrointestinal bleeding under anticoagulation therapy: systematic review of the rebleeding risk, its reversibility profile and risk stratification to select patients for left atrial appendage occlusion.

A. Hadeff (1), A. Aminian (2), A. Bondue (1), J. Devière (1), A. Lemmers (1) / [1] ULB Erasme, Brussels, [2] CHU de Charleroi

09:00-10:00 - SESSION 1

**Moderators : R. Buckinx (U Antwerpen),
B. De Winter (U Antwerpen)**

- 09:00** B01 **An important role for serine proteases such as trypsin in post-inflammatory rat model for visceral hypersensitivity.**
H. Ceuleers, J. De Man, J. Joossens, K. Augustyns, S. Francque, I. De Meester, B. De Winter / UZ Antwerpen
- 09:15** B02 **Evidence for trp channel sensitization in IBS with histamine 1 receptor antagonism as effective treatment.**
D. Balemans, J. Aguilera-Lizarraga, M. Florens, S. Theofanous, E. Perna, S. Van Der Merwe, M. Wouters, G. Boeckxstaens / UZ Leuven
- 09:30** B03 **Food antigen-specific antibodies and mast cell activation in post-infectious visceral hypersensitivity.**
M. Florens (1), J. Aguilera-Lizarraga (1), S. Theofanous (1), G. Bosmans (1), D. Balemans (1), E. Perna (1), H. Rodewald (2), M. Wouters (1), G. Boeckxstaens (1) / [1] UZ Leuven, [2] German Cancer Research Center (DKFZ), Heidelberg, Germany
- 09:45** B04 **Mast cells mediate staphylococcal enterotoxin B-triggered visceral hypersensitivity: potential link between superantigens and Irritable Bowel Syndrome (IBS).**
J. Aguilera-Lizarraga (1), M. Florens (1), D. Balemans (1), S. Theofanous (1), E. Perna (1), H. Rodewald (2), M. Wouters (1), G. Boeckxstaens (1) / [1] UZ Leuven, [2] German Cancer Research Center (DKFZ), Heidelberg, Germany
- 10:00** B05 **Expression of a novel family of pain-related G protein-coupled receptors in the human intestine: a comparison between healthy and Irritable Bowel Syndrome- affected ileum.**
S. Van Remoortel, R. Arora, H. De Schepper, J. Timmermans, R. Buckinx / UZ Antwerpen

10:15 **COFFEE BREAK**

10:45-12:30 - SESSION 2

Moderators : J. Tack (UZ Leuven), G. Matteoli (UZ Leuven)

- 10:45 B06 **Invited Lecture: the role of the autonomic nervous system in modulating pain and inflammation.**
Qasim Aziz (London, UK)
- 11:30 B07 **Phosphodiesterase 3A is more than an ICC marker.**
P. Vandenberghe (1), P. Hague (1), C. Erneux (2), J. Vanderwinden (1) / [1] UZ Leuven, [2] German Cancer Research Center (DKFZ), Heidelberg, Germany
- 11:45 B08 **Influence of phosphodiesterases on basal and 5-HT4 receptor-facilitated cholinergic contractility in the murine gastrointestinal tract.**
V. Pauwelyn, E. Van Deynse, R. Lefebvre / U Gent
- 12:00 B09 **Vagus nerve stimulation and prucalopride have anti-inflammatory properties and improve postoperative ileus in human.**
N. Stakenborg, P. Gomez-Pinilla, R. Aerts, I. Appeltans, K. Van Beek, A. Wolhuis, A. D'hoore, G. Bosmans, E. Labeeuw, S. Verheijden, G. Matteoli, G. Boeckxstaens / UZ Leuven
- 12:15 B10 **Dimethyl fumarate improves murine postoperative ileus independently of hemeoxygenase-1.**
J. Van Dingenen, R. Lefebvre / U Gent

12:30-14:00 LUNCH

14:00-15:45 - SESSION 3

Moderators : I. Depoortere (UZ Leuven),
P. Vanden Berghe (UZ Leuven)

- 14:00 B11 **Invited Lecture: Novel therapeutics for diabetes, from ulitiagonists to precision medicine.**
Timo D. Müller (Neuherberg, Germany)
- 14:45 B12 **Effect of obesity on the bitter and sweet chemosensory signalling pathways that regulate ghrelin release in the human gut.**
Q. Wang, E. Deloose, L. Vancleef, E. Canovai, L. Ceulemans, S. Steensels, R. Farré Marti, J. Tack, J. Pirenne, M. Lannoo, I. Depoortere / UZ Leuven

- 15:00** B13 **Effect of diet-induced obesity on serotonergic enteric neurons and intestinal transit in the zebrafish.**
L. Uyttebroek, S. Van Remoortel, L. Jongman, V. Wijtvlief, B. De Winter, J. Timmermans, G. Hubens, L. Van Nassauw / U Antwerpen
- 15:15** B14 **Live calcium and mitochondrial imaging in the enteric nervous system of Parkinson patients and controls.**
A. desmet, C. Cirillo, J. Tack, W. Vandenberghe, P. Vanden Berghe / UZ Leuven
- 15:30** B15 **Foetal intraperitoneal AAV8 injections results in the specific targeting of myenteric neurons in the mouse gastrointestinal tract.**
K. Winckelmans (1), R. Buckinx (1), S. Waddington (2), J. timmermans (1) / [1] U Antwerpen, [2] University College London, U.K.

15:45 COFFEE BREAK**16:15-17:00 - SESSION 4**

Moderators : C. Delasalle, J.M. Vanderwinden (ULB)

- 16:15** B16 **Influence of acute tryptophan depletion on oesophageal sensitivity and visceral pain perception in health.**
C. Broers (1), B. Van Houtte (2), P. Vermeersch (3), N. Peersman (3), J. Tack (2), A. Pauwels (2) / UZ Leuven
- 16:30** B17 **A double-blind, placebo-controlled trial with baclofen for the treatment of refractory gastro-esophageal reflux disease.**
A. Pauwels, V. Boecxstaens, C. Broers, J. Iven, D. Zhao, T. Vanuytsel, J. Tack / KULeuven
- 16:45** B18 **The waiting room questionnaire: validation of a novel patient reported outcome questionnaire for the diagnosis of functional gastrointestinal disorders.**
N. Goelen (1), F. Carbone (1), L. Holvoet (2), A. Vandenberghe (3), J. Arts (2), P. Caenepeel (2), H. Piessevaux (4), J. Tack (1) / [1] KU Leuven, [2] UZ Leuven, [3] Medical Research Consultant, Chaumont-Gistoux, [4] UCL Saint-Luc, Brussels
- 17:00** **Concluding remarks**
I. Depoortere (UZ Leuven)

09:00-10:30 - SESSION 1

**Moderators : Pierre Deprez (UCL Saint-Luc),
Werner Van Steenberg (UZ Leuven)**

- 09:00 P01 ESGE Guidelines on Endoscopic Pancreatic Necrosectomy.**
M. Arvanitakis / ULB Erasme, Brussels
- 09:30 P02 Single versus multiple pancreatic stents in chronic pancreatitis: a retrospective clinical study.**
C. Musala, M. Arvanitakis, J. Devière, M. Delhaye / ULB Erasme, Brussels
- 09:45 P03 Multidisciplinary approach during long-term follow-up is essential after surgery for chronic pancreatitis to achieve best patient outcome.**
A.Craeynest, F. Ververken, A. Vanlander, F. Berrevoet / U Gent
- 10:00 P04 Pancreatic exocrine insufficiency after pancreaticoduodenectomy is more prevalent with pancreaticogastrostomy than with pancreaticojejunostomy. A retrospective multicenter observational cohort study.**
G. Roeyen (1), M. Jansen (1), L. Ruyssinck (2), T. Chapelle (1), A. Vanlander (2), B. Bracke (1), V. Hartman (1), D. Ysebaert (1), F. Berrevoet (2) / [1] UZ Antwerpen, [2] UZ Gent
- 10:15 P05 Autoimmune pancreatitis in children: working guidelines for diagnosis and management.**
I. Scheers (1), J. Palermo (2), S. Freedman (3), M. Wilschanski (4), U. Shah (3), M. Abu-El-Hajja (2), B. Barth (5), D. Fishman (6), C. Garipey (7), M. Giefer (8), M. Heyman (9), R. Himes (6), S. Husain (10), T. Lin (2), Q. Liu (11), M. Lowe (10), M. Mascarenhas (12), V. Morinville (13), C. Ooi (14), E. Perito (9), D. Piccoli (12), J. Pohl (15), S. Schwarzenberg (16), D. Troendle (5), S. Werlin (17), B. Zimmerman (18), A. Uc (18), T. Gonska (19) / [1] UCL Saint-Luc, Brussels, [2] Cincinnati Children's Hospital Medical Center, Cincinnati, USA, [3] Harvard Medical School, Boston, USA, [4] Hadassah Hebrew University Hospital, Jerusalem, Israel, [5] University of Texas Southwestern Medical School, Dallas, USA, [6] Baylor College of Medicine, Houston, USA, [7] Nationwide Children's hospital, Columbus, USA, [8] Seattle Children's Hospital, Seattle, USA, [9] University of California, San Francisco, USA, [10] Children's Hospital of Pittsburgh of UPMC, Pittsburgh, USA, [11] Keck School of Medicine, Los Angeles, USA, [12] The Children's Hospital of Philadelphia, Philadelphia, USA, [13] Montreal Children's Hospital, Montreal, Canada, [14] University of New South Wales and Sydney Children's Hospital, Sydney, Australia, [15] University of Utah, Salt Lake City, USA, [16] University of Minnesota, Minneapolis, USA, [17] Medical College of Wisconsin, Milwaukee, USA, [18] University of Iowa Carver College of Medicine, Iowa City, USA, [19] Hospital for Sick Children, Toronto, Canada

10:30 - 11:00 COFFEE BREAK

11:00-12:00 - SESSION 2

Moderators : Pierre Eisendrath (ULB Erasme),
Pierrette Gast (CHU Liège)

- 11:00** P06 **Suppurative cholangitis in chronic pancreatitis: report of a rare stone related complication.**
Y. Mourabit, M. Palazzo, M. Delhaye, M. Arvanitakis, O. Lheureux, J. Devière, A. Lemmers / ULB Erasme, Brussels
- 11:12** P07 **How to place a self expandable metal stent (SEMS) into the afferent limb after a Roux-en-Y Whipple resection using the single-balloon enteroscope?**
A.Taha, I. Borbath, P. Deprez, T. Moreels / UCL Saint-Luc, Brussels
- 11:24** P08 **Multivisceral transplantation for portomesenteric thrombosis and unresectable neuroendocrine tumor.**
E. Canovai, L. Ceulemans, N. Duchâteau, G. De Hertogh, W. Laleman, M. Hiele, M. Sains-Bariga, D. Monbaliu, I. Jochmans, T. Vanuytsel / UZ Leuven
- 11:36** P09 **Splenic neuroendocrine tumor metastasis or simple splenic cyst?**
D. Persyn (1), F. Van der Cruyssen (2), K. Hertveldt (3), E. D'Hondt (3), G. Deboever (3), M. Cool (3), G. Lambrecht (3) / [1] UZ Leuven, [2] KU Leuven, [3] AZ Damiaan, Oostende
- 11:48** P10 **Atypical tumor in the pancreatic head?**
P. H. Deprez / UCL Saint-Luc, Brussels
- 12:00** **Q&A and Conclusion**

14:00-15:30 - SESSION 1

Moderators : Debby Laukens (UZ Gent),
Jean-François Rahier (CHU UCL Namur)

- 14:00** I05 **Invited Lecture: Mechanisms of fibrosis in the GI tract and potential targets for therapeutic intervention.**
Florian Rieder (Cleveland, Ohio, USA)
- 14:30** I06 **Metagenomics and metabolomics of patients with inflammatory bowel disease and their unaffected relatives.**
M. Vancamelbeke, J. Sabino, L. Deroover, G. Vandermeulen, A. Luypaerts, M. Ferrante, G. Falony, S. Vieira-Silva, K. Verbeke, J. Raes, I. Cleyneen, S. Vermeire / KULeuven
- 14:40** I07 **Defects in ER stress and autophagy genes translate into increased functional ER stress levels in patients with inflammatory bowel disease.**
W. Vanhove, K. Nys, I. Arijs, I. Cleyneen, M. De Bruyn, H. Korf, M. Ferrante, G. Van Assche, S. Vermeire / KULeuven
- 14:50** I08 **Increased baseline TNF-driven pathways observed in patients with Crohn's disease not responding to infliximab.**
B. Verstockt, I. Arijs, M. De Bruyn, S. Verstockt, G. Van Assche, C. Breyneart, S. Vermeire, M. Ferrante / KULeuven
- 15:00** I09 **Invited Lecture: Small animal imaging: Applications in IBD preclinical research.**
Steven Staelens (U Antwerpen)

15:30-16:00 COFFEE BREAK

16:00-17:00 - SESSION 2

**Moderators : Marc Ferrante (UZ Leuven),
Denis Franchimont (ULB Erasme)**

- 16:00** I10 **Molecular profiling of early Crohn's disease reveals a prominent role for WNT5A.**
S. Verstockt, J. Van Der Goten, M. Vancamelbeke, B. Verstockt, L. Van Lommel, F. Schuit, P. Rutgeerts, M. Ferrante, S. Vermeire, I. Arijs (2), I. Cleynen (1) / KULeuven
- 16:10** I11 **Nafamostat mesilate, a serine protease inhibitor, ameliorates chronic colitis via suppression of T-bet.**
H. Van Spaendonk (1), S. Francoque (2), J. De Man (1), B. De Winter (1) / [1] U Antwerpen, [2] UZ Antwerpen
- 16:20** I12 **Mucosal recolonization after ileocecal resection differs in Crohn's disease patients developing postoperative recurrence.**
K. Machiels (1), M. Pozuelo Del Río (2), J. Sabino (1), A. Santiago (2), D. Campos (2), A. Wolthuis (1), A. De Buck Van Overstraeten (1), A. D'hoore (1), G. Van Assche (1), M. Ferrante (1), P. Rutgeerts (1), G. De Hertogh (1), S. Vermeire (1), C. Manichanh (2) / [1] UZ Leuven, [2] Vall d'Hebron Research Institute, Barcelona, Spain
- 16:30** I13 **Invited Lecture: The gut-brain axis: implications for IBD?**
Roosmarijn Vandenbroucke (VIB Ghent)
- 17:00** **Q&A and Conclusion**

17:00-17:45

Satellite Symposium Mundipharma



**Mundipharma Satellite Symposium
Belgian Week of Gastro Enterology**



Mundipharma Satellite Symposium Belgian Week of Gastro Enterology



09th | February | 17:00 - 17:45
Antwerp Hilton Hotel Conference Center.
Room: Tiffany/Shah

Chair : Prof. Denis Franchimont
(Erasme University Hospital Brussels)

Program :

- Lessons from the pharmacokinetics of monoclonal antibodies across inflammatory diseases,
by Prof. Brian Feagan (University of Western Ontario)
- The NOR-SWITCH study,
by Prof. Jørgen Jahnsen (Oslo University Hospital)

Belgian Week of Gastro

3rd FLOOR

Rooms	Belle Epoque	LIJN	TEUN
-------	--------------	------	------

THURSDAY 09

MORNING		BASL / BLIC	BSGIE
Coffee Break	«Exhibition Area»		
MORNING		BASL / BLIC	BSGIE
12h00-12h45	Basic short talks / Oral poster session	Satellite Symposium MSD 12:00-12:45	
LUNCH	«Exhibition Area»		
13h15-14h00		Satellite Symposium BMS 13:15-14:00	
AFTERNOON		BASL / BLIC	BSGIE
Coffee Break	«Exhibition Area»		
AFTERNOON		BASL / BLIC	BSGIE
17:00-17:45			
17h45-18h30			

FRIDAY 10

MORNING		Satellite Symposium ALLERGAN 7:45-8:30	
MORNING		BIRD	Working Group of Digestive Pathology
Coffee Break	«Exhibition Area»		
MORNING		BIRD	Working Group of Digestive Pathology
12h00-12h45	Clinical short talks / Oral poster session	Satellite Symposium TAKEDA 12:00-12:45	
LUNCH	«Exhibition Area»		AG GBS - VBS
13h15-14h00		Satellite Symposium SANOFI 13:15-14:00	
AFTERNOON		BGDO	Working Group of Digestive Pathology
Coffee Break	«Exhibition Area»		
AFTERNOON		BGDO	Working Group of Digestive Pathology
17:00-17:45	Get together Reception 17:30 - 18:30	Satellite Symposium CELGENE 17:30-18:15	

SATURDAY 11

MORNING		PLENARY SESSION	
Coffee Break	«Exhibition Area»		
MORNING		PLENARY SESSION	
LUNCH	«Exhibition Area»		

FEBRUARY 9 - 11, 2017

Gastroenterology XXIXth Edition

2 nd FLOOR				1 st FLOOR
SANCY	TIFFANY/SHAH	FLORENTINE	HOPE	CULLINAN
GIREM (OG - FWO)	BELGIAN PANCREATIC CLUB		TAKEDA Meeting	
GIREM (OG - FWO)	BELGIAN PANCREATIC CLUB		TAKEDA Meeting	
GIREM (OG - FWO)	BIRD			
GIREM (OG - FWO)	BIRD			
	Satellite Symposium MUNDIPHARMA 17:00-17:45	ULTRA SOUND Course	Investigators Meeting: Polycyst Register 17:30-22:00	
	General Assembly IBD			
	Young BASL			Case Report Session
Press Conference SANOFI 10:00-12:00	Young BASL			Case Report Session
CCV	General Assembly BeSPGHAN	ULTRA SOUND Course		
	BeSPGHAN			
	BeSPGHAN		General Assembly Brohée Fund 18:15-19:00	
General Assembly SRBGE	Acta Gastroenterologica General Assembly 18h00-18h30			
	BINA Nurses Meeting			
	BINA Nurses Meeting			
		General Assembly BSGIE		



GILEAD

YOUR PARTNER
IN HEPATOLOGY

 EPCLUSA[®] ▼
sofosbuvir/velpatasvir

 HARVONI[®] ▼
ledipasvir/sofosbuvir

 SOVALDI[®] ▼
SOFOSBUVIR

Advancing Therapeutics.
Improving Lives.

- 125 Perioperative use of vedolizumab seems not associated with short-term postoperative infectious complications in patients with Crohn's disease undergoing right hemicolectomy with ileocolonic anastomosis.**
N. Schils, A. De Buck Van Overstraeten, S. Vermeire, G. Van Assche, A. Wolthuis, A. D'hoore, M. Ferrante / UZ Leuven
- 126 Examination of the effects of antibiotics on the release of *Campylobacter concisus* zonula occludens toxin.**
H. Chung (1), A. Tay (2), S. Octavia (1), J. Chen (1), F. Liu (1), R. Ma (1), R. Lan (1), S. Riordan (3), M. Grimm (4), L. Zhang (1) / [1] University of New South Wales, Sydney, Australia, [2] University of Western Australia, Perth, Australia, [3] Prince of Wales Hospital, Sydney, Australia, [4] University of New South Wales, Sydney, Australia
- 127 Ursodeoxycholic acid and its taurine/glycine conjugated species reduce colitogenic dysbiosis and equally suppress experimental colitis in mice.**
L. Van Den Bossche (1), P. Hindryckx (1), L. Devisscher (1), S. Evriese (1), S. Van Welden (1), T. Holvoet (1), R. Vilchez-Vargas (1), M. Vital (2), D. Pieper (2), J. Vanden Bussche (1), L. Vanhaecke (1), T. Van De Wiele (1), M. De Vos (1), D. Laukens (1) / [1] U Gent, [2] Helmholtz Centre for Infection Research (HZI), Germany
- 128 Identification of proteins discriminating inflammation induced dysplasia from simple inflammation in ulcerative colitis by laser capture microdissection and label free proteomics - a pilot study.**
A. Merli, F. Quesada Calvo, C. Massot, N. Bletard, N. Smargiasso, D. Baiwir, G. Mazzucchelli, M. De Pauw-Gillet, M. Malaise, E. De Pauw, P. Delvenne, M. Meuwis, E. Louis / ULG and CHU de Liège
- 129 Trough levels (TLs) at induction: Impact on long term response when re- Initiating infliximab.**
C. Liefverinckx (1), C. Minsart (1), J. Toubeau (2), A. Cremer (3), L. Amininejad (3), E. Quertinmont (1), J. Devière (3), A. Gils (4), A. Van Gossum (3), D. Franchimont (3) / [1] ULB, [2] Université de Mons, [3] ULB Erasme, Brussels, [4] KULeuven
- 130 Efficacy of vedolizumab for induction of clinical response and remission in patients with moderate to severe inflammatory bowel disease who failed at least two TNF antagonists.**
M. De Vos (1), B. Dhooghe (1), S. Vermeire (2), E. Louis (3), M. Fazia (4), A. Elewaut (5), P. Bossuyt (6), F. Baert (7), C. Reenaers (3), M. Van Gossum (4), E. Macken (8), M. Ferrante (2), P. Hindryckx (1), S. Dewit (9), T. Holvoet (1), D. Franchimont (10) / [1] UZ Gent, [2] UZ Leuven, [3] CHU de Liège, [4] UZ Brussel, [5] AZ Groeninge, Kortrijk, [6] Imelda GI clinical research, Bonheiden, [7] AZ Delta, Roeselare, [8] UZ Antwerpen, [9] Mariaziekenhuis Noord-Limburg, Overpelt, [10] ULB Erasme, Brussels

- 131 Usability of a home-based test for the measurement of fecal calprotectin in IBD patients.**
C. Bello (1), A. Roseth (2), J. Guardiola (3), C. Renaers (1), C. Van Kemseke (1), E. Louis (4) / [1] CHU de Liège, [2] Lovisenberg Diakonale Hospital Oslo, Norway, [3] Hospital Universitari de Bellvitge-IDIBELL, Barcelona, Spain, [4] CHU Liege
- 132 Clinical Relevance of Detecting Anti-Infliximab Antibodies with a Drug-Tolerant Assay: Post-hoc Analysis of the TAXIT Trial.**
T. Van Stappen (1), N. Vande Castele (1), G. Van Assche (2), M. Ferrante (2), S. Vermeire (2), A. Gils (1) / [1] KU Leuven, [2] UZ Leuven
- 133 Intestinal organoids derived from inflamed tissues reach transcription levels comparable to non-inflamed tissues and healthy controls.**
M. Noben (1), N. Hendriks (1), S. Vermeire (2), G. Van Assche (2), C. Verfaillie (1), M. Ferrante (2) / [1] KU Leuven, [2] UZ Leuven
- 134 Severity of inflammatory bowel disease in immigrants from Moroccan and Caucasian origin.**
L. De Ville De Goyet, T. Moreels, M. Denis, B. De Vroey, N. De Suray, C. Mouradides, A. Taha, C. De Bouvere, H. Piessevaux, O. Dewit / UCL Saint-Luc, Brussels
- 135 Application of Dried Blood Spots for Pharmacokinetic Profiling of Golimumab- Treated Patients with Ulcerative Colitis.**
I. Detrez (1), V. Ballet (2), G. Van Assche (2), S. Vermeire (2), M. Ferrante (2), A. Gils (1) / [1] KU Leuven, [2] UZ Leuven
- 136 Investing in workability of patients with IBD: results of a pilot project Activ84work (Activate for work).**
S. Coenen (1), M. Schmickler (2), D. Staes (3), F. Wieme (3), T. Swinnen (4), X. Dekeuleneer (5), T. Van Hooland (6), K. Van Den Cruys (7), S. Vermeire (1) / [1] UZ Leuven, [2] Mensura, Brussels, [3] CCV, [4] SD Worx, [5] Proximus, [6] Abbvie, [7] Novellas healthcare
- 137 MET deletion in MRP8+ neutrophils is protective during DDS-induced colitis Via Th17 pathway.**
M. Stakenborg, E. Meroni, G. Goverse, M. Di Matteo, M. Mazzone, G. Matteoli / KU Leuven
- 138 PROFILE study: prospective evaluation of step up therapy in patients with Early UC in Belgium.**
P. Bossuyt (1), F. Baert (2), J. Coenegrachts (3), M. De Vos (4), O. Dewit (5), M. Ferrante (6), F. Fontaine (7), F. Mana (8), J. Vandervoort (9), T. Moreels (10) / [1] Imelda Hospital, Bonheiden, [2] AZ Delta, Roeselare, [3] Jessa Hospital, Hasselt, [4] UZ Gent, [5] UCL Saint-Luc, [6] UZ Leuven, [7] CHC, Liège, [8] UZ Brussel, [9] OLV Ziekenhuis, Aalst, [10] UZ Antwerpen

- 139 **Disease course and operative risk after diagnosis of ileal penetrating Crohn's disease: a cohort study.**
P. Bossuyt, C. Debeuckelaere, M. Ferrante, A. De Buck Van Overstraeten, T. Billiet, D. Vanbeckevoort, A. Wolthuis, A. D'hoore, G. Van Assche, S. Vermeire/ UZ Leuven
- 140 **The modified postoperative endoscopic recurrence score for Crohn's disease: does it really makes a difference in predicting clinical recurrence?**
P. Rivière (1), S. Vermeire (2), G. Van Assche (2), P. Rutgeerts (2), A. De Buck Van Overstraeten (2), A. D'hoore (2), M. Ferrante (2) / [1] Hôpital Haut-Lévêque, Bordeaux, France, [2] UZ Leuven
- 141 **PURSUIT-SC Long term Extension.**
P. Gibson (1), W. Reinisch (2), W. J Sandborn (3), P. Rutgeerts (4) / [1] Alfred Hospital, Melbourne, Australia, [2] Universitätsklinik für Innere Medizin III, Vienna, Austria, [3] University of California San Diego, La Jolla, CA, USA, [4] UZ Leuven
- 142 **Antibodies towards vedolizumab appear from week 2 onwards and disappear upon treatment.**
S. Bian (1), H. Tang (1), M. Peeters (1), G. Compennolle (1), E. Dreesen (1), G. Van Assche (2), M. Ferrante (2), S. Vermeire (2), A. Gils (1) / [1] KU Leuven, [2] UZ Leuven
- 143 **Serum proteomic analysis defines novel circulating inflammatory markers for Crohn's disease and response to anti-TNF therapy.**
H. Korf (1), J. Sabino (1), V. Ballet (2), M. De Bruyn (1), G. Van Assche (2), M. Ferrante (2), S. Vermeire (2) / UZ Leuven
- 144 **Matrix metalloproteinase/MMP-9 deficiency does not influence changes in Gut microbiota in a model of acute dextran sodium sulphate/DSS-induced colitis.**
M. De Bruyn (1), J. Sabino (1), D. Vandeputte (1), S. Vermeire (2), J. Raes (1), G. Opdenakker (1) / [1] KU Leuven, [2] UZ Leuven
- 145 **Response to thiopurines is independent of ATG16L1 genotype.**
B. Verstockt (1), A. Matthias (2), K. Strongili (2), I. Cleyne (1), M. Parkes (2) / [1] KU Leuven, [2] University of Cambridge and Addenbrooke's Hospital, U.K.
- 146 **Serum marker panel for early detection of endoscopic healing with infliximab In patients with ulcerative colitis.**
M. De Bruyn (1), R. Ringold (2), M. Ferrante (3), G. Van Assche (3), G. Opdenakker (1), A. Dukler(2), S. Vermeire (3) / [1] KU Leuven, [2] Kepler Diagnostics, Inc., USA, [3] UZ Leuven
- 147 **Impact of ileocecal resection in Crohn's disease patients on fecal microbiota.**
K. Machiels (1), V. Pascal (2), J. Sabino (1), A. Santiago (2), D. Campos (2), A. Wolthuis (1), A. De Buck Van Overstraeten (1), A. D'hoore (1), G. Van Assche (1), M. Ferrante (1), P. Rutgeerts (1), C. Manichanh (2), S. Vermeire (1) / [1] UZ Leuven, [2] Vall d'Hebron Research Institute, Barcelona, Spain

Ultrasound Course

ROOM:
FLORENTINE
(2ND FLOOR)

17:00-19:00 - SESSION 1

This year, the Belgian week organizes once again a practical, hands on session in ultrasound on Thursday and Friday afternoon.

Thursday afternoon the course focuses on normal anatomy and abdominal pathology for trainees in ultrasound. Participants will be divided according to the level of experience. Normal anatomy will be demonstrated on healthy volunteers for absolute beginners. Experienced participants will be demonstrated abdominal pathology on simulators. This course offers the possibility to get acquainted with ultrasound recordings of rare (and not so rare) gastro-intestinal disorders in order to improve and upgrade your ultrasound skills.

Depending from the interests of the participants we will focus on liver tumors, vascular liver disease, liver cirrhosis and its complications, inflammatory bowel disorders, general bowel disorders...

This course has been organized successfully during numerous international meetings (ea EASL).

Friday afternoon the session will focus on ultrasound in bowel pathology. For this course we aim to gastroenterologists with interest in bowel disorders and the role of abdominal ultrasound. After a short introduction, participants will be instructed on simulators from the Hannover University. The machines that will be used for the course are simulators demonstrating real life images of abdominal pathology. During the session we will focus on inflammatory bowel disorders.



Allergan Satellite Symposium “IBS – A Public Health Problem”

Presentation:

- **The Global Impact of IBS**
Professor Jan Tack, University Hospital Leuven, Belgium
- **New treatment of IBS and IBS-C**
Professor Giovanni Barbara, University of Bologna, Italy

Morning session on Friday, February 10th, 2017

Meeting room “Lijn” on the 3rd floor

Time: 07:45 - 08:30 AM

07:45-08:30 Satellite Symposium Allergan - Breakfast session



Allergan Satellite Symposium “IBS – A Public Health Problem”

08:30-09:50 - SESSION 3

Moderators : Tom Moreels (UCL), Gert Van Assche (UZ Leuven)

- 08:30** I14 **Invited Lecture: Management of fibrostenosing Crohn's disease.**
Florian Rieder (Cleveland, Ohio, USA)
- 09:00** I15 **Perioperative use of vedolizumab is not associated with short-term postoperative infectious complications in patients with ulcerative colitis undergoing (procto)colectomy with ileal pouch-anal anastomosis.**
M. Ferrante, N. Schils, A. De Buck Van Overstraeten, S. Vermeire, G. Van Assche, A. Wolthuis, A. D'hoore / UZ Leuven
- 09:10** I16 **Adalimumab dose escalation and de-escalation in UC: incidence and predictors of success: a real life Belgian cohort study.**
S. Van De Vondel (1), F. Baert (2), C. Reenaers (3), P. Bossuyt (4), P. Hindryckx (5), S. Vandenberghe (6), L. Amininejad (7), P. Dewint (8), W. Van Moerkercke (9), J. Rahier (10), M. Ferrante (1) / [1] UZ Leuven, [2] AZ Delta, Roeselare, [3] CHU of Liège, [4] Imelda Hospital, Bonheiden, [5] UZ Gent, [6] Onze-Lieve-Vrouw Hospital, Aalst, [7] ULB Erasme, Brussels, [8] AZ Maria Middelaers, Ghent, [9] AZ Groeninge, Kortrijk, [10] CHU Mont-Godinne, Yvoir
- 09:20** I17 **Correlation of durability of response, serum trough concentrations and outcome parameters: long-term follow-up of the Trough Concentration Adapted Infliximab Treatment (TAXIT) trial.**
L. Pouillon (1), M. Ferrante (1), G. Van Assche (1), P. Rutgeerts (1), M. Noman (1), N. Vande Castele (2), A. Gils (3), S. Vermeire (1) / [1] UZ Leuven, [2] University of California San Diego, Ca, USA, [3] KU Leuven
- 09:30** I18 **Recent Anti-TNF Exposure Predicts Lower Vedolizumab Trough Concentrations in Patients with Crohn Disease.**
A. Gils (1), E. Dreesen (1), G. Compernelle (1), M. Peeters (1), E. Brouwers (1), S. Tops (1), V. Ballet (2), M. Noman (2), M. Ferrante (2), G. Van Assche (2), S. Vermeire (2) / [1] KU Leuven, [2] UZ Leuven
- 09:40** I19 **Natural history of dysplasia and colorectal cancer in inflammatory bowel disease in Belgium tertiary care centers.**
A. Cremer (1), C. Liefverinckx (1), M. De Vos (2), J. Rahier (3), F. Baert (4), T. Moreels (5), E. Macken (5), E. Louis (7), J. Devière (1), A. Van Gossom (1), S. Vermeire (8), D. Franchimont (1) / [1] ULB Erasme, Brussels, [2] UZ Gent, [3] CHU Mont-Godinne, Yvoir, [4] AZ Delta, Roeselare, [5] UZ Antwerpen, [7] CHU Liege, [8] UZ Leuven

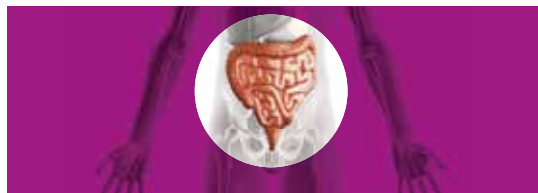
09:50 COFFEE BREAK

10:20-12:00 - SESSION 4

Moderators : Pieter Hindryckx (UZ Gent),
Filip Baert (AZ Delta Roeselare)

- 10:20 I20 **Invited Lecture: Evolving therapeutic algorithms in UC.**
Brian Feagan (London, Ontario, Canada)
- 10:50 I21 **Anti-Infliximab Antibody Concentrations Guide Therapeutic Decision- Making in Patients with Crohn's Disease Losing Clinical Response.**
E. Dreesen (1), T. Van Stappen (1), V. Ballet (2), S. Tops (1), G. Compernelle (1), G. Van Assche (2), M. Ferrante (2), S. Vermeire (2), A. Gils (1) / [1] KULeuven, [2] UZ Leuven
- 11:00 I22 **Filgotinib, a selective JAK1 inhibitor, induces clinical remission in patients with moderate-to-severe Crohn's disease: results from the Phase 2 FITZROY study.**
S. Vermeire (1), C. Arnaud (2), V. Muls (3), M. De Vos (4), A. Vijverman (5), O. De Wit (6), T. Van Kaem (7), L. Meuleners (7), C. Tasset (7), A. Van Der Aa (7), P. Harrison (7) / [1] UZ Leuven, [2] Clinic Saint-Joseph, Liege, [3] ULB St. Pierre, Brussels, [4] UZ Gent, [5] Citadelle Hospital, Liege, [6] UCL Saint-Luc, Brussels, [7] Galapagos NV, Mechelen
- 11:10 I23 **IBD nurses as integral part of a multidisciplinary IBD team: prospective study on view on patient outcomes.**
S. Coenen, E. Weyts, P. Geens, S. Vermeire, M. Ferrante, M. Noman, V. Ballet, K. Vanhaecht, G. Van Assche (1) / UZ Leuven
- 11:20 I24 **Invited Lecture: Evolving therapeutic algorithms in CD.**
Laurent Peyrin-Biroulet (Nancy, France)

12:00-12:45 Satellite Symposium TAKEDA



TAKEDA, YOUR PARTNER IN IBD

12:00-14:00 LUNCH

TAKEDA SATELLITE SYMPOSIUM

February 10th at 12.00 till 12.45



Room
Tiffany
Shah



Prof. Brian Feagan

University of Western Ontario, Canada

Therapy of inflammatory bowel disease
beyond anti-TNF: the next generation

13:15-14:00

Satellite Symposium SANOFI

BWGE 2017:
SANOFI SATELLITE-SYMPOSIUMFriday, 10th February
13:15 to 14:00SCIENCE AND POLITICS ON COLORECTAL
CANCER SCREENING: POTENTIAL CONTROVERSIES?

14:00-15:20 - SESSION 1

Moderators : Jean-Luc Van Laethem (ULB Erasme),
Saskia Carton (UZ Leuven)

- 14:00** O02 **Primary tumor sidedness has an impact on prognosis and treatment outcome: results from three randomized studies of panitumumab plus chemotherapy versus chemotherapy (plus bevacizumab) in 1st and 2nd line RAS/BRAF WT mCRC.**
N. Boeckx (1), A. Toler (2), K. Op De Beeck (1), G. Kafatos (2), V. Deschoolmeester (1), C. Rolfo (1), K. Lowe (6), G. Van Camp (1), G. Demonty (2), M. Peeters (1) / [1] U & UZ Antwerpen, [2] Amgen USA&UK
- 14:13** O03 **Interleukin 15-stimulated natural killer cells can kill both pancreatic cancer and stellate cells.**
J. Van Audenaerde (1), J. De Waele (1), E. Marcq (1), E. Lion (1), J. Van Den Bergh (1), R. Jesenofsky (2), A. Masamune (3), G. Roeyen (4), P. Pauwels (4), F. Lardon (1), M. Peeters (4), E. Smits (1) / [1] U Antwerp, [2] University of Heidelberg, Germany, [3] Tohoku University, Sendai, Japan, [4] UZ Antwerpen
- 14:26** O04 **Characterization of the immune microenvironment and relation to preoperative treatment of synchronous resection of primary tumor and liver colorectal cancer metastases.**
M. Van Den Eynde (1), B. Mlecnik (2), G. Bindea (2), J. Machiels (1), A. Jourret-Mourin (1), P. Baldin (1), A. Kartheuser (1), D. Leonard (1), C. Remue (1), J. Gigot (1), C. Hubert (1), Y. Humblet (1), N. Haicheur (3), F. Marliot (3), F. Pagès (3), J. Galon (2) / [1] UCL Saint-Luc, Brussels, [2] Centre de Recherche des Cordeliers, Paris, France, [3] Hôpital Européen Georges Pompidou, Paris, France
- 14:39** O05 **Prognostic relevance of pancreatic neuroendocrine tumors grading on EUS-FNA.**
L. Boutsen (1), I. Borbath (1), A. Van Maanen (1), A. Mourin (1), B. Weynand (2) / [1] UCL Saint-Luc, [2] UZ Leuven

**BWGE 2017:
SANOFI SATELLITE-SYMPOSIUM**

Friday, 10th February

13:15 to 14:00



**SCIENCE AND POLITICS ON COLORECTAL
CANCER SCREENING: POTENTIAL CONTROVERSIES?**

Debate

Chair: Marc Van Impe

Faculty: Dr L. Colemont, Dr G.Houbiers

Invited speakers (TBC):

- Representative of the Flemish Ministry of Health
- Representative of the Walloon Ministry of health
- Representative of the Brussels Ministry of Health
- M. Candeur (Centre Communautaire de Référence pour le dépistage des cancers)
- Pr. Van Hal, Epidemiology and Social Medicine (UZA)

Agenda

CRC screening has now been recommended for several years by Flemish and Walloon regions for a selected population.

Debate on:

- Flemish campaign results vs Walloon-Brussels campaign results
- Screening methods (reimbursement, insurance, targeted age,... vs budget?) and modalities (virtual colonoscopy, stool-based DNA-test ?): current vs optimal?
- Expectations: physicians vs politicians?

No-X-Cuse project

- Presentation in a nutshell
- Awards for best regional campaigns

Messages from regional Ministers

Closure



STOP DARMKANKER VZW

SANOFI GENZYME 



FÉDÉRATION LIÉGEOISE
DE CANCÉROLOGIE DIGESTIVE

- 14:52 O06 **Retrospective study on the incidence of chemotherapy side effects and evaluation of the Hurria score and G8 CGA as predictive tools for toxicity in older patients with gastrointestinal cancer.**
M. De Man, S. Laurent, K. Geboes / UZ Gent
- 15:05 O07 **Technique for the treatment of unresectable peritoneal carcinomatosis.**
W. Willaert, S. Cosyns, L. Van De Sande, P. Pattyn, W. Ceelen / UZ Gent

15:20 - 15:45 COFFEE BREAK

15:45-17:30 - SESSION 2

Moderators : Ivan Borbath (UCL Saint-Luc),
Eric Van Cutsem (UZ Leuven)

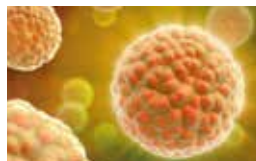
- 15:45 O08 **State-of-the-art lecture: Neoadjuvant Therapy for (Borderline) Resectable Pancreatic Adenocarcinoma.**
Thierry Conroy (Institut de Cancérologie Lorraine, Nancy, France)
- 16:15 O09 **Upper GI cancers.**
Karen Geboes (UZ Gent)
- 16:40 O10 **Hepato-Bilio-Pancreatic cancers.**
Francesco Puleo (ULB Erasme)
- 17:05 O11 **Colo-Rectal cancers.**
Marc Peeters (UZ Antwerpen)
- 17:30 **Conclusion**

17:30-18:15 Satellite Symposium Celgene

**Unraveling
treatment options
in pancreatic cancer**



Satellite Symposium

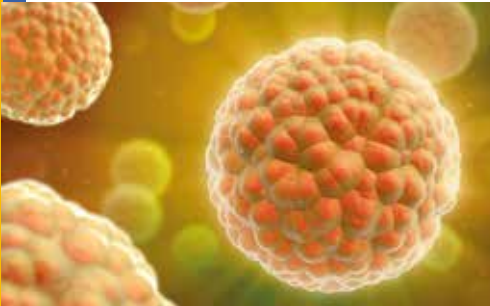


Friday February 10 at 17:30
Conference room: LIJN



Unraveling treatment options in pancreatic cancer

Satellite Symposium



Friday February 10 at 17:30
Conference room: LIJN

Pr Jean-Luc VAN LAETHEM

Department of gastroenterology
Erasmus University Hospital
ULB Brussels

Neo-adjuvant / adjuvant:

Optimized treatment
approaches

Pr Eric VAN CUTSEM

Gastroenterology / Digestive oncology
Leuven Cancer Institute
University Hospitals Leuven

Metastatic pancreatic cancer:

Building up the foundations
for future treatments

Visit us at booth B7 to know more about us and our products

- O12 Proteomic differential distribution of 53BP1 protein in serrated and Conventional adenomas validated by histological characterization.**
F. Quesada Calvo (1), M. Merli (1), C. Massot (2), D. Baiwir (2), G. Mazzucchelli (2), N. Smargiasso (2), M. Gillet (2), N. Bletard (2), J. Somja (2), C. Coimbra Marques (2), M. Malaise (2), M. Polus (2), E. De Pauw (2), P. Delvenne (2), M. Meuwis (2), E. Louis (2) / [1] ULg Liege, [2] CHU de Liège
- O13 Cytoreductive surgery and hyperthermic intraperitoneal chemotherapy for peritoneal carcinomatosis of colorectal origin: results of the combination of a closed abdomen technique combined with Oxaliplatin.**
S. Barbois (1), D. Leonard (1), E. Cotte (2), S. Van Den Broeck (1), C. Remue (1), R. Bachmann (1), N. Abbes Orabi (1), F. Lois (1), P. Forget (1), M. De Kock (1), P. Laterre (1), X. Wittebole (1), Y. Humblet (1), M. Van Den Eynde (1), E. Danse (1), A. Dragean (1), A. Jouret-Mourin (1), G. Leclercq (1), L. Delcarte (1), A. Souchet (1), A. Kartheuser (1) / [1] UCL Saint-Luc, Brussels, [2] CHU Lyon Sud, France
- O14 Good compliance to Fast-Track program improves outcome after colorectal Surgery.**
A. Hartmann, C. Trefois, D. Leonard, C. Remue, R. Bachmann, N. Abbes Orabi, F. Lois, P. Forget, A. Kartheuser / UCL Saint-Luc, Brussels
- O15 Central venous pressure drop after hypovolemic phlebotomy is a strong independent predictor of intraoperative blood loss during liver resection.**
A. Ryckx (1), C. Christiaens (1), F. Vansteenkiste (1), P. Steelant (1), G. Sergeant (2), M. Clarysse (1), H. Pottel (5), I. Parmentier (1), M. D'hondt (1) / [1] AZ Groeninge, Kortrijk, [2] Virga Jesse Hospital, Hasselt, [3] KULeuven
- O16 Radioembolization using Yttrium 90 microspheres for unresectable liver metastases: a single centre experience.**
Y. Gokburun, F. Zech, R. Lhommel, Y. Humblet, I. Borbath, M. Demorcy, P. Goffette, M. Van Den Eynde / UCL Saint-Luc
- O17 A prospective study on the impact of a NET specific multidisciplinary tumor Board on individual treatment plans.**
W. Lybaert (1), T. Vandamme (2), M. Simoens (3), I. Dero (4), W. Demey (5), T. Rondou (6), M. Ulenaers (7), P. Abrams (8), C. Mattelaer (3), A. Driessen (3), B. Op De Beeck (3), O. D'archambeau (3), G. Roeyen (3), L. De Backer (2), M. Peeters (2), . On Behalf Of The Steering Committee And All Net-Specialists In «Netwerk» (9) / [1] AZ Nikolaas, Sint-Niklaas, [2] UZ Antwerpen, [3] ZNA Antwerpen, [4] GZA, Wilrijk, [5] AZ Klina, Braschaat, [6] Sint-Jozef Kliniek Bornem, [7] AZ Heilige Familie Rumst, [8] GZA, Wilrijk, [9] NETwerk, Edegem
- O18 Introduction of early integration of palliative care in digestive oncology : is it a challenge?**
G. Vanbutsele (1), K. Pardon (1), S. Van Belle (2), V. Cocquyt (2), M. De Laet (2), V. Surmont (2), K. Eecloo (1), K. Geboes (2), L. Deliens (1) / [1] VUB & U Gent End-of-Life Care Research Group, [2] UZ Gent

Hereditary Cancer and the Digestive Tract

09:45-10:05 - SESSION 1

Moderators : A. Hoorens (UZ Gent),
A. Jouret-Mourin (UCL Saint-Luc)

- 09:00 **Introduction**
A. Hoorens (UZGent)
- 09:05 R01 **Invited lecture: Intestinal polyposis syndromes.**
L.A. Brosens / Utrecht, The Netherlands
- 09:35 R02 **Heterotopic gastric mucosa in the gallbladder: a case report.**
D. Strybol, P. Terry, G. De Hertogh / UZ Leuven
- 09:45 R03 **(Peri)anal basal cell carcinoma: a rare entity and diagnostic challenge on biopsy.**
E. Lecoutere, J. Van Dorpe, D. De Looze, M. De Man, P. Pattyn, T. Boterberg, A. Hoorens / UZ Gent
- 09:55 R04 **Pseudo-signet ring cells in endoscopic gastric biopsies : clinical and pathological features of 3 cases.**
H. Dano (1), A. De Potter (2), S. Rogge (2), A. Hayani-Klalfaoui (3), K. Remery (4), K. Dhaene (5), A. Jouret-Mourin (1), L. Libbrecht (1) /
[1] UCL Saint-Luc, Brussels, [2] AZ Sint-Lucas Gent,
[3] Centre hospitalier régional de Mons, [4] AZ Oudenaarde, [5] ASZ, Aalst

10:05 - 10:45 COFFEE BREAK

10:45-11:45 - SESSION 2

- 10:45 R05 **Invited Lecture: Hereditary gastric cancer.**
R.S. Vander Post / Nijmegen, The Netherlands
- 11:15 R06 **Epstein-Barr virus-associated gastric carcinoma undifferentiated non-small gastric cancer with PDL-1 expression. A case report.**
S. Sirimsi (1), A. Driessen (1), S. Declercq (2), M. Peeters (1), K. Traest (3), P. Patrick (1) / [1] UZ Antwerpen,[2] ZNA Middelheim, Antwerpen,
[3] ZNA Jan Palfijn, Merksem
- 11:25 R07 **An unusual polyp at the anorectal transition.**
G. BROECKX (1), F. LOCKEFEER (2), P. POTVIN (3), H. BONTINCK (3), A. DRIESSEN (1) / [1] UZ Antwerpen, [2] AZ Monica, Antwerp,
[3] St Jozefkliniek, Bornem

11:35 R08 Possible link between longstanding eosinophilic oesophagitis and the development of oesophageal cancer.

L. Van Overbeke, M. Ferrante, S. Ilegems, L. Mortier, J. Van Dongen / AZ Sint Maarten, Mechelen

11:45 - 14:00 LUNCH

14:00-16:00 - SESSION 3

Moderators : A. Driessen (UZA), P. Demetter (Erasme)

14:00 R09 Invited Lecture: GIST and inherited gastrointestinal stromal tumour syndromes.

A. Agaimy / Erlangen, Germany

14:30 R10 Case presentations of hereditary GI cancer :

- Dr. L. Bienfait (Erasme)
- Dr. M. Hertoghs (UZA)
- Dr. S. Libbrecht (UZ Gent)
- Dr. A. Raptis (UCL Saint-Luc)
- Dr. A. Vande berg (UCL Saint-Luc)
- Dr. L. Verset (Erasme)

15:30-16:00 COFFEE BREAK

16:00-16:30 - SESSION 4

16:00 R11 CD70-positive colorectal cancer associated fibroblasts: prognostic marker and therapeutic target.

J. Jacobs (1), V. Deschoolmeester (1), K. Zwaenepoel (2), C. Hermans (1), C. Rolfo (2), M. Peeters (2), F. Lardon (1), V. Siozopoulou (2), E. Smits (1), P. Pauwels (2) / [1] U Antwerpen, [2] UZ Antwerpen

16:10 R12 T-cell infiltration assessed in pretherapeutic biopsies of patients with locally advanced rectal adenocarcinoma (LARC) is associated with tumor response and relapse after chemoradiotherapy (CRT) and rectal surgery.

M. Van Den Eynde (1), A. Kirilovsky (2), C. Elsisy (2), F. Marliot (2), H. Nacilla (2), C. Dragean (1), E. Danse (1), M. Denis (1), A. Kartheuser (1), C. Remue (1), D. Leonard (1), R. Bachman (1), P. Baldin (1), Y. Humblet (1), A. Jouret-Mourin (1), F. Pagès (2) / [1] UCL Saint-Luc, Brussels, [2] Hôpital Européen Georges Pompidou, Paris, France

- 16:20 R13 Correlation of tumoral nuclei percentage with RAS mutant allele frequency in colorectal adenocarcinoma : a quality assessment tool of next generation sequencing analysis showing limited intra-tumoral heterogeneity for RAS mutation status.**
P. Baldin, A. Dekairelle, H. Dano, L. Libbrecht, A. Jouret-Mourin /
UCL Saint-Luc, Brussels

16:30-17:00 - SESSION 5

Radiology – Nuclear Medicine

**Moderators : A. Driessen (UZA),
L. Delrue (UZ Gent)**

- 16:30 R14 Right iliac fossa pain: role of imaging at the emergency department.**
N. De Vos (1), F. Vanhoenacker (2) / [1] UZ Gent, [2] AZ Sint-Maarten, Mechelen
- 16:40 R15 Safety and efficacy of Transarterial Radioembolization following Chemoembolization with drug eluting beads for Hepatocellular Carcinoma.**
E. Dresen, E. Klompenhouwer, C. Verslype, V. Vandecaveye, G. Maleux /
UZ Leuven
- 16:50 Conclusion**

09:00-10:15 - SESSION 1

Moderators : D. De Looze (UZ Ghent), C. Van kemseke (CHU Liège)

- 09:00 C01 A rare complication of totally extraperitoneal hernia repair detected by colonoscopy.**
L. Thijs (1), M. Asbasbassi (2), G. Lambrecht (2), M. cool (2), G. Deboever (2) / [1] UZ Leuven, [2] AZ Damiaan, Oostende
- 09:15 C02 Post-liver transplantation follow-up over 17 years for mild Zellweger spectrum disorder and additional cases.**
T. Demaret (1), S. Varma (1), X. Stephenne (1), F. Smets (1), I. Scheers (1), L. Van Maldergem (2), R. Reding (1), E. Sokal (1) / [1] UCL Saint-Luc, Brussels, [2] Centre Hospitalier Régional Universitaire de Besançon, France
- 09:30 C03 Endoscopic gastrojejunostomy using the HotAxios lumen apposing metal stent tot reat malignant gastric outlet syndrome.**
C. Mouradides, I. Borbath, P. Deprez, T. Moreels / UCL Saint-Luc, Brussels
- 09:45 C04 Esophageal intramural pseudodiverticulosis complicated by a pneumomediastinum.**
M. Struyve (1), C. Langmans (1), G. Robaey (2) / [1] UZ Leuven, [2] Ziekenhuis Oost Limbug, Genk
- 10:00 C05 Meckel's enterolith: a rare cause of small bowel obstruction.**
L. Wauters (1), K. Peeters (2), A. Van Hootegem (3), P. Goetstouwers (3), P. Delvaux (2), J. Callens (3) / [1] UZ Leuven, [2] AZ-KLINA, Brasschaat, [3] AZ-KLINA, Brasschaat

15:20 - 15:45 COFFEE BREAK

10:45-12:00 - SESSION 2

Moderators : D. De Looze (UZ Ghent), C. Van kemseke (CHU Liège)

- 10:45** C06 **A rare case of a tracheoesophageal fistula.**
L. De Waele, J. Maus, I. Ruytjens / ZNA Middelheim, Antwerpen
- 11:00** C07 **Recurrent sepsis and liver hamartoma's (Von Meyenburg's Complexes).**
S. Rizzi (1), P. Warzee (2), A. Sibille (2), N. De Visscher (2), X. Holemans (2) / [1] Grand Hopital de Charleroi, [2] Notre Dame, Charleroi
- 11:15** C08 **Primary syphilitic proctitis.**
M. Struyve (1), W. Meersseman (1), W. Van Moerkercke (3) / [1] UZ Leuven, [2] AZ Groeninge, Kortrijk
- 11:30** C09 **Transarterial embolization of hepatic arteriovenous malformations in a newborn.**
T. Rousseff (1), R. De Bruyne (1), K. De Coen (1), K. Smets (1), W. Decaluwe (2), A. Heyneman (3), J. Panzer (1), K. Vandekerckhove (1), E. Dhont (1), L. Defreyne (1) / [1] UZ Gent, [2] AZ Sint-Jan Brugge-Oostende, Brugge, [3] Sint Vincentius Deinze
- 11:45** C10 **Auto-Brewery Syndrome in a patient after Roux-en-Y gastric bypass surgery: a case report.**
R. Spitaels (1), F. Janssens (2), K. Vande Kerckhove (1), K. Corthouts (1), V. Brabers (2), D. Cassiman (1) / [1] UZ Leuven, [2] Jessa Hospital, Hasselt

10:30 **Introduction**
Inge Mannaerts, VUB

10:35-11:15 - SESSION 1 : Difficult-case discussion on portal hypertension.

Moderators : Len Verbeke (KUL)

10:35-11:15 **J. Schouten (AZ Nikolaas) and H. Orlent (AZ Sint-Jan Brugge) will challenge C. Van Steenkiste (AZ Maria Middelaes) with difficult cases of portal hypertension and variceal bleeding, which will be discussed according to the Baveno guidelines.**

11:15-12:00 - SESSION 2 : Young BASL in the picture

Moderators : Yves-Paul Vandewynckel (UGent)

11:15 **Young BASL Paper in the Picture.**

Belgian data on the risk of HCC risk post HCV-eradication, with reference to the relevant literature on this hot topic.

R. Bielen (UHasselt)

11:35 **Young Belgian researcher abroad.**

Personal experiences and challenges as a young Hepatology researcher abroad.

F. Heindryckx (AZ Maria Middelaes, Gent)

11:55 **Closing remarks**

Yves-Paul Vandewynckel (UGent)

Pharmacology in children

13:30-15:30 - SESSION 1

Moderator : B. Hauser (UZ Brussel)

13:30 H02 **Breastfeeding and medications.**

P. Alliet (Jessa Ziekenhuis Hasselt)

14:00 H03 **Pharmacology of omeprazole.**

P. De Bruyne (UZ Gent)

14:30 H04 **Immunosuppression in children.**

I. Meyts (UZ Leuven)

15:00 H05 **Syrup and alcohol.**

O. Bauraind (CHC Liège)

15:30 - 16:00 COFFEE BREAK

16:00-16:30 - SESSION 2

Moderator : P. Bontems (HUDERF Brussel)

16:00 H06 **Impact of tube feeding on pulmonary function in children and adults with cystic fibrosis (CF): a registry study.**

D. Libeert (1), S. Wanyama (2), D. Declercq (1), M. Thomas (2), F. De Baets (1), S. Van Biervliet (1) / [1] UZ Gent, [2] Wetenschappelijk instituut volksgezondheid – l'Institut Scientifique de Santé Publique., Brussel, Belgian CF registry

16:10 H07 **Impact of tube feeding on nutritional status in children and adults with cystic fibrosis (CF): a registry study.**

D. Libeert (1), S. Wanyama (2), D. Declercq (1), M. Thomas (2), F. De Baets (1), S. Van Biervliet (1) / [1] UZ Gent, [2] Wetenschappelijk instituut volksgezondheid – l'Institut Scientifique de Santé Publique., Brussel, Belgian CF registry

16:20 H08 **State of hydration after sports in obese children before and after weight loss.**

J. Baert (1), S. Van Biervliet (1), J. Vande Walle (1), A. De Guchteneere (2) / [1] UZ Gent, [2] Zeepreventorium, De Haan

16:30 **BeSPGHAN General Assembly**

- H09 **Characteristics at baseline of tube fed cystic fibrosis (CF) patients with Matched controls: a registry study.**
D. Libeert (1), S. Wanyama (2), D. Declercq (1), M. Thomas (2), F. De Baets (1), S. Van Biervliet (1) / [1] UZ Gent, [2] Wetenschappelijk instituut volksgezondheid - l'Institut Scientifique de Santé Publique, Belgian CF registry, Brussel
- H10 **The Predictive Value of Colon Transit Time and Anorectal Manometry in the Approach of Fecal Continence in Children with Spina Bifida.**
C. Daeze (1), S. Vande Velde (1), A. De Guchtanaere (2) / [1] U Gent, [2] Zeepreventorium, De Haan
- H11 **Clinical impact of intensive nutritional support in patients treated with chemoradiotherapy for locally advanced esophageal cancer**
D. Persyn (1), K. Plovie (2), M. Abasbassi (2), M. Cool (2), G. Deboever (2), G. Lambrecht (2) / [1] UZ Leuven, [2] AZ Damiaan, Oostende
- H12 **Cost analysis of long-term parenteral nutrition for benign indications.**
E. Canovai, L. Ceulemans, G. Peers, L. De Pourcq, M. Pijpops, M. Stas, I. Hoffman, G. De Hertogh, M. Hiele, J. Pirenne, T. Vanuytsel / UZ Leuven
- H13 **Long-term results of home parenteral nutrition for benign indications: a single center experience.**
E. Canovai, L. Ceulemans, M. Laurent, L. De Pourcq, M. Pijpops, M. Stas, G. De Hertogh, M. Hiele, J. Pirenne, T. Vanuytsel / UZ Leuven

14:00-17:00 - SESSION 2

This year, the Belgian week organizes once again a practical, hands on session in ultrasound on Thursday and Friday afternoon.

Thursday afternoon the course focuses on normal anatomy and abdominal pathology for trainees in ultrasound. Participants will be divided according to the level of experience. Normal anatomy will be demonstrated on healthy volunteers for absolute beginners. Experienced participants will be demonstrated abdominal pathology on simulators. This course offers the possibility to get acquainted with ultrasound recordings of rare (and not so rare) gastro-intestinal disorders in order to improve and upgrade your ultrasound skills.

Depending from the interests of the participants we will focus on liver tumors, vascular liver disease, liver cirrhosis and its complications, inflammatory bowel disorders, general bowel disorders...

This course has been organized successfully during numerous international meetings (ea EASL).

Friday afternoon the session will focus on ultrasound in bowel pathology. For this course we aim to gastroenterologists with interest in bowel disorders and the role of abdominal ultrasound. After a short introduction, participants will be instructed on simulators from the Hannover University. The machines that will be used for the course are simulators demonstrating real life images of abdominal pathology. During the session we will focus on inflammatory bowel disorders.

INTRODUCING ZEPATIER® (elbasvir and grazoprevir)

ONE PILL ONCE A DAY¹

12 weeks no ribavirin
for the majority of patients¹

MULTIPLE PATIENT TYPES^{1,*}

INDICATION: ZEPATIER is indicated for the treatment of chronic hepatitis C genotypes 1, or 4 infection in adults.¹

Before prescribing ZEPATIER®, please consult the prescribing information.

¹ Prescribing information Zepatier, BE SPC 07/2016

* Genotype 1 and 4, Treatment naive, treatment experienced (1st generation protease inhibitors/Peg-IFN +RBV), patients with chronic kidney disease stage 4/5, patients with co-infection with HIV, patients on opioid agonist therapy, patients with compensated cirrhosis



ZEPATIER®
(elbasvir and grazoprevir)



MSD Belgium BVBA/SPRL Lynx Binnenhof 5, Clos du Lynx – Brussel 1200 Bruxelles.

AINF-1197421-0000 • Date of last revision 10/2016

▼ Dit geneesmiddel is onderworpen aan aanvullende monitoring. Daardoor kan snel nieuwe veiligheidsinformatie worden vastgesteld. Beroepsbeoefenaren in de gezondheidszorg worden verzocht alle vermoedelijke bijwerkingen te melden. Zie rubriek 4.8 voor het rapporteren van bijwerkingen. **1. NAAM VAN HET GENEESMIDDEL** Zepatier® 50 mg/100 mg filmomhulde tabletten **2. KWALITATIEVE EN KWANTITATIEVE SAMENSTELLING** Elke filmomhulde tablet bevat 50 mg elbasvir en 100 mg grazoprevir. Hulpstof(f)en met bekend effect Elke filmomhulde tablet bevat 87,02 mg lactose (als monohydraat) en 3,04 mmol (of 69,85 mg) natrium. Voor de volledige lijst van hulpstoffen, zie rubriek 6.1. **3. FARMACEUTISCHE VORM** Filmomhulde tablet. Beige, ovale tablet van 21 mm x 10 mm met aan één kant '770' Ingeslagen en aan de andere kant glad. **4. KLINISCHE GEGEVENS 4.1 Therapeutische indicaties** Zepatier is geïndiceerd voor de behandeling van chronische hepatitis C (CHC) bij volwassenen (zie rubrieken 4.2, 4.4 en 5.1). Zie rubrieken 4.4 en 5.1 voor informatie over de activiteit specifiek gericht tegen het genotype van het hepatitis C-virus (HCV). **4.2 Dosering en wijze van toediening** Behandeling met Zepatier moet worden ingesteld en opgevolgd door een arts met ervaring in het behandelen van patiënten met CHC. **Dosering** De aanbevolen dosering is één tablet eenmaal per dag. Aanbevolen behandelingsduur en schema's zijn weergegeven in tabel 1 hieronder (zie rubrieken 4.4 en 5.1): **Tabel 1: Aanbevolen Zepatier-therapie voor behandeling van chronische hepatitis C infectie bij patiënten met of zonder gecompenseerde cirrose (alleen Child-Pugh-klasse A); HCV-genotype 1a** (behandeling en duur): Zepatier gedurende 12 weken. Zepatier gedurende 16 weken plus ribavirine^a moet worden overwogen bij patiënten met HCV-RNA-niveau bij baseline > 800.000 IE/ml en/of de aanwezigheid van specifieke NS5A-polymorfismen die minstens een 5-voudige reductie in activiteit van elbasvir veroorzaken om het risico op falen van de behandeling te verminderen (zie rubriek 5.1); **HCV-genotype 1b** (behandeling en duur): Zepatier gedurende 12 weken; **HCV-genotype 4** (behandeling en duur): Zepatier gedurende 12 weken. Zepatier gedurende 16 weken plus ribavirine^a moet worden overwogen bij patiënten met HCV-RNA-niveau bij baseline > 800.000 IE/ml om het risico op falen van de behandeling te verminderen (zie rubriek 5.1). ^aIn klinische studies was de dosis ribavirine gebaseerd op het gewicht (< 66kg = 800 mg/dag, 66 tot en met 80 kg = 1000 mg/dag, 81 tot en met 105 kg = 1200 mg/dag, > 105kg = 1400 mg/dag) toegediend in twee aparte doses met voedsel. Voor specifieke doseringsvoorschriften voor ribavirine, inclusief dosisaanpassing, raadpleeg de Samenvatting van de productkenmerken voor ribavirine. Patiënten moesten worden geïnstrueerd dat indien binnen 4 uur na toediening van de dosis braken optreedt, er tot 8 uur voor de volgende dosis een extra tablet kan worden ingenomen. Als er meer dan 4 uur na toediening van de dosis sprake is van braken, hoeft er geen extra dosis te worden gebruikt. Wanneer een dosis Zepatier wordt vergeten en er nog geen 16 uur verstreken zijn sinds het tijdstip waarop Zepatier gewoonlijk wordt genomen, moet de patiënt worden geïnstrueerd Zepatier zo snel mogelijk in te nemen en de volgende dosis Zepatier op het gebruikelijke tijdstip in te nemen. Als er meer dan 16 uur zijn verstreken sinds het tijdstip waarop Zepatier gewoonlijk wordt genomen, moet de patiënt worden geïnstrueerd de vergeten dosis NIET in te nemen en de volgende dosis in te nemen volgens het gebruikelijke doseringsschema. Patiënten moeten worden geïnstrueerd geen dubbele dosis te nemen. **Ouderen** Bij ouderen is geen dosisaanpassing van Zepatier nodig (zie rubrieken 4.4 en 5.2). **Nierfunctiestoornis en terminale nierinsufficiëntie (ESRD)** Bij patiënten met een lichte, matige of ernstige nierfunctiestoornis is geen dosisaanpassing van Zepatier nodig (inclusief patiënten die hemodialyse of peritoneale dialyse krijgen) (zie rubriek 5.2). **Leverfunctiestoornis** Bij patiënten met een lichte leverfunctiestoornis (Child-Pugh-klasse A) is geen dosisaanpassing van Zepatier nodig. Zepatier is gecontra-indiceerd bij patiënten met een matige of ernstige leverfunctiestoornis (Child-Pugh-klasse B of C) (zie rubrieken 4.3 en 5.2). De veiligheid en werkzaamheid van Zepatier zijn niet vastgesteld bij levertransplantatiepatiënten. **Pediatrische patiënten** De veiligheid en werkzaamheid van Zepatier bij kinderen en adolescenten jonger dan 18 jaar zijn niet vastgesteld. Er zijn geen gegevens beschikbaar. **Wijze van toediening** Oraal gebruik. De filmomhulde tabletten moeten in hun geheel worden doorgeslikt en kunnen met of zonder voedsel worden ingenomen (zie rubriek 5.2). **4.3 Contra-indicaties** Overgevoeligheid voor de werkzame stof(f)en of voor een van de in rubriek 6.1 vermelde hulpstoffen. Patiënten met een matige of ernstige leverfunctiestoornis (Child-Pugh-klasse B of C) (zie rubrieken 4.2 en 5.2). Gelijktijdige toediening met remmers van organische anion-transporterende polypeptide 1B (OATP1B) zoals rifampicine, atazanavir, darunavir, lopinavir, saquinavir, tipranavir, cobicistat of ciclosporine. Zie rubrieken 4.4 en 4.5. Gelijktijdige toediening met inductoren van cytochroom-P450-3A (CYP3A) of P-glycoproteïne (Pgp), zoals efavirenz, fentyoino, carbamazepine, bosentan, etravirine, modafinil of sint-janskruid (*Hypericum perforatum*). Zie rubrieken 4.4 en 4.5. **4.8 Bijwerkingen Samenvatting van het veiligheidsprofiel** De veiligheid van Zepatier werd geëvalueerd op basis van 3 placebogecontroleerde studies en 7 niet-gecontroleerde klinische fase 2- en 3 studies bij ongeveer 2000 proefpersonen met een chronische hepatitis C infectie met gecompenseerde leverziekte (met of zonder cirrose). In klinische studies waren de meest gemelde bijwerkingen (meer dan 10 %) vermoeidheid en hoofdpijn. Minder dan 1 % van de proefpersonen die werden behandeld met Zepatier met of zonder ribavirine had last van ernstige bijwerkingen (buikpijn, transiënte ischemische aanval en anemie). Minder dan 1 % van de proefpersonen die werden behandeld met Zepatier met of zonder ribavirine beëindigde de behandeling definitief vanwege bijwerkingen. De frequentie van ernstige bijwerkingen en stopzettingen van de behandeling vanwege bijwerkingen bij proefpersonen met gecompenseerde cirrose was vergelijkbaar met die bij proefpersonen zonder cirrose. Bij onderzoek van elbasvir/grazoprevir met ribavirine, waren de meest frequente bijwerkingen op de combinatie-therapie van elbasvir/grazoprevir + ribavirine consistent met het bekende veiligheidsprofiel van ribavirine. **Lijst van bijwerkingen in tabelvorm** De volgende bijwerkingen zijn vastgesteld bij patiënten die Zepatier zonder ribavirine gebruikten gedurende 12 weken. De bijwerkingen zijn hieronder weergegeven per systeem/orgaanklasse en frequentie. De frequentie-categorieën zijn als volgt gedefinieerd: zeer vaak (≥ 1/10), vaak (≥ 1/100, < 1/10), soms (≥ 1/1000, < 1/100), zelden (≥ 1/10.000, < 1/1000) of zeer zelden (< 1/10.000). **Tabel 3: Bijwerkingen vastgesteld met Zepatier^a; Voedings- en stofwisselingsstoornissen:** verminderde eetlust (frequentie vaak); **Psychische stoornissen:** insomnie, angst, depressie (frequentie vaak); **Zenuwstelselaandoeningen:** hoofdpijn (frequentie zeer vaak); duizeligheid (frequentie vaak); **Maag-darmstelselaandoeningen:** misselijkheid, diarree, constipatie, bovenbuikpijn, buikpijn, droge mond, braken (frequentie vaak); **Huid- en onderhuidsaandoeningen:** pruritus, alopecia (frequentie vaak); **Skeletspierstelsel- en bindweefsel-aandoeningen:** artralgie, myalgia (frequentie vaak); **Algemene aandoeningen en toedieningsplaatsstoornissen:** vermoeidheid (frequentie zeer vaak); asthenie, prikkelbaarheid (frequentie vaak). ^a Gebaseerd op gepoolde gegevens van patiënten die gedurende 12 weken zijn behandeld met Zepatier zonder ribavirine. **Beschrijving van geselecteerde bijwerkingen Afwijkende laboratoriumwaarden:** Veranderingen in de geselecteerde laboratoriumparameters worden beschreven in tabel 4. **4. Geselecteerde behandelingsgerelateerde afwijkende laboratoriumwaarden** Laboratoriumparameters - Zepatier^a n=834; n(%): **ALAT (IE/L):** 5,1-10,0 x ULN (Graad 3) - n=6 (0,7%); > 10,0 x ULN (Graad 4) - n=6 (0,7%); **Totaalbilirubine (mg/dL):** 2,6-5,0 x ULN (Graad 3) - n=3 (0,4%); > 5,0 x ULN (Graad 4) - n=0. ^a Gebaseerd op gepoolde gegevens van patiënten die behandeld werden met Zepatier zonder ribavirine gedurende 12 weken; ^b ULN: Bovenste limiet van de normaalwaarde volgens het testlaboratorium. **Late ALAT-verhogingen in het serum** Tijdens klinische studies met Zepatier met of zonder ribavirine ondervond < 1% (13/1690) van de proefpersonen over het algemeen in of na behandelingsweek 8 (aanvang gemiddeld na 10 weken, bereik 6-12 weken) een verhoging van ALAT ten opzichte van de normaalwaarde tot meer dan 5 maal de bovengrens van normaal (ULN), ongeacht de behandelingsduur. Deze late ALAT-verhogingen waren meestal asymptomatisch. De meeste late ALAT-verhogingen verdwenen in de loop van de behandeling met Zepatier of na voltooiing van de behandeling (zie rubriek 4.4). De frequentie van late ALAT-verhogingen was hoger bij proefpersonen met een hogere plasmaconcentratie van grazoprevir (zie rubrieken 4.4, 4.5 en 5.2). De incidentie van late ALAT-verhogingen werd niet beïnvloed door de behandelingsduur. Cirrose was geen risicofactor voor late ALAT-verhogingen. Minder dan 1% van de proefpersonen die met Zepatier met of zonder ribavirine werden behandeld, ondervond ALAT-verhogingen > 2,5 - 5 maal de ULN tijdens de behandeling; er werden geen behandelingen stopgezet vanwege deze ALAT-verhogingen. **Pediatrische patiënten** Er zijn geen gegevens beschikbaar. **Melding van vermoedelijke bijwerkingen** Het is belangrijk om na toelating van het geneesmiddel vermoedelijke bijwerkingen te melden. Op deze wijze kan de verhouding tussen voordelen en risico's van het geneesmiddel voortdurend worden gevolgd. Beroepsbeoefenaren in de gezondheidszorg worden verzocht alle vermoedelijke bijwerkingen te melden via het nationale meldsysteem voor België: Federaal Agentschap voor Geneesmiddelen en Gezondheidsproducten - Afdeling Vigilantie, Eurostation II, Victor Hortaplein, 40/ 40, B-1060 Brussel (Website: www.fagg.be; e-mail: advserverugereactions@fagg-afmps.be). **7. HOUDER VAN DE VERGUNNING VOOR HET IN DE HANDEL BRENGEN** Merck Sharp & Dohme Limited Hertford Road, Hoddesdon Hertfordshire EN11 9BU Verenigd Koninkrijk **8. NUMMER(S) VAN DE VERGUNNING VOOR HET IN DE HANDEL BRENGEN** EU/1/16/119/001 **9. DATUM VAN EERSTE VERLENING VAN DE VERGUNNING/VERLENING VAN DE VERGUNNING** Datum van eerste verlening van de vergunning: 22/07/2016 **10. DATUM VAN HERZIENING VAN DE TEKST** 07/2016 Gedetailleerde informatie over dit geneesmiddel is beschikbaar op de website van het Europees Geneesmiddelenbureau <http://www.ema.europa.eu>. **Aflevering** enkel op medisch voorschrift.

08:30-10:35 - SESSION 1

Moderators : C. Moreno (BASL, ULB Erasme),
C. Van Kemseke (SRBGE, CHU Liège)

- 08:30** Introduction to the Brohée Prize.
I. Borbath (UCL)
- 08:35** **Brohée Prize: PNPLA3 gene in liver diseases.**
Eric Trépo (ULB Erasme)
- 09:00** I01 **Successful dose de-escalation to adalimumab 40mg every three weeks in patients with Crohn's disease.**
S. Van Steenberghe, S. Bian, V. Ballet, S. Vermeire, G. Van Assche, A. Gils, M. Ferrante / UZ Leuven
- 09:12** AO1 **Placental growth factor inhibition prevents hepatopulmonary syndrome in mice.**
S. Raevens (1), A. Paridaens (1), S. Lefere (1), C. Casteleyn (1), B. Jonckx (2), X. Verhelst (1), H. Van Vlierberghe (1), C. Van Steenkiste (1), A. Geerts (1), L. Devisscher (1), I. Colle (1) / [1] U Gent, [2] ThromboGenics NV, Heverlee
- 09:24** G01 **The impact of antithrombotics on immunochemical fecal occult blood testing for colorectal cancer screening.**
L. Wauters (1), V. Van Der Voort (2), P. Dobbels (2), K. Hendrickx (2), V. Casneuf (2), J. Vandervoort (2) / [1] UZ Leuven, [2] OLV Aalst
- 09:36** H01 **Prospective monocentric evaluation of the response to initial hepatitis B virus vaccination and revaccination in children with celiac disease.**
T. Roussef, S. Vande Velde, R. De Bruyne, M. Van Winckel, P. Schelstraete, S. Van Biervliet / UZ Gent
- 09:48** I02 **Early fibrostenosis in Crohn's disease is associated with multiple susceptibility loci on ImmunoChip analysis.**
T. Holvoet (1), P. Bossuyt (2), I. Cleyne (3), I. De Kock (1), P. Hindryckx (1), S. Vermeire (3), D. Laukens (1), M. De Vos (1) / [1] UZ Gent, [2] Imelda Hospital, Bonheiden, [3] UZ Leuven
- 10:00** AO2 **Apolipoprotein F affects hepatic phosphatidylcholine metabolism and is reduced in NASH in humans.**
J. Haas (1), E. Baugé (1), A. Verrijken (2), S. Quemener (1), N. Hennuyer (1), F. Lalloyer (1), A. Deprince (1), C. Gheeraert (1), R. Paumelle-Lestrelin (1), S. Caron-Houde (1), L. Van Gaal (2), P. Lefebvre (1), D. Dombrowicz (1), S. Francque (2), B. Staels (1) / [1] Institut Pasteur, Lille, France, [2] UZ Antwerpen

PLENARY SESSION

10:12 Discussion

10:15 S01 **Invited Lecture: Cell therapy in Crohn's disease.**

Aranzazu Jauregui (University of Barcelona & UZA)

15:30 - 16:00 COFFEE BREAK

11:00-12:45 - SESSION 2

Moderators : I. Colle (BWGE, ASZ Aalst),
H. Reynaert (VUGE, UZ Brussel)

11:00 S02 **Invited Lecture: Endoscopic treatment of early gastric cancer in Europe. Lessons from the East.**

Miguel Areia (Porto, Portugal)

11:20 A03 **Autologous hematopoietic stem cell transplantation into the liver in alcoholic hepatitis: what is the impact on liver histology and gene expression patterns?**

N. Lanthier, N. Lin-Marq, L. Rubbia-Brandt, S. Clément, N. Goossens, L. Spahr / University Hospitals of Geneva, Switzerland

11:32 I03 **Therapeutic manipulation of the gut microbiota through diet to reduce intestinal inflammation: results from the FIT trial.**

J. Sabino, S. Vieira-Silva, K. Machiels, M. Joossens, G. Falony, M. Ferrante, G. Van Assche, S. Van Der Merwe, C. Matthys, J. Raes, S. Vermeire / KULeuven

11:44 G02 **Anal problems during pregnancy and postpartum: a prospective cohort study.**

Y. Dorreman, K. Ferdinande, K. Roelens, S. Weyers, W. Ceelen, H. Van Vlierberghe, D. De Looze / UZ Gent

11:56 A04 **Rapid, persistent Hepatitis B Viral DNA suppression predicts nucleos(t)ide Analogue induced HBeAg seroconversion in a Belgian, predominantly Caucasian cohort of chronic hepatitis B Patients.**

S. Van Hees (1), S. Bourgeois (2), H. Van Vlierberghe (3), T. Sersté (4), P. Michiels (1), H. Reynaert (5), J. Henrion (6), S. Negrin-Dastis (7), L. Lasser (8), F. Janssens (9), G. Robaey (10), P. Stärkel (11), C. Moreno (12), F. Nevens (13), T. Vanwolleghem (1) / [1] UZ Antwerpen, [2] ZNA Antwerpen, [3] UZ Gent, [4] ULB Saint-Pierre, Brussels, [5] UZ Brussel, [6] Centre Hospitalier de Jolimont-Lobbes, La Louvière, [7] Grand Hopital de Charleroi, [8] ULB Brugmann Brussels, [9] Jessa Hospital, Hasselt, [10] ZOL, Genk, [11] UCL Saint-Luc, Brussels, [12] ULB Erasme, Bruxelles, [13] UZ Leuven

PLENARY SESSION

- 12:08** O01 **ypT0N+: the outcasts in pathological complete tumor response after neoadjuvant chemoradiation for esophageal cancer. How do they fare?**
G. Vervloet (1), L. Depypere (1), J. Moons (1), H. Van Veer (1), W. Coosemans (1), P. Nafteux (1) / UZ Leuven
- 12:20** I04 **Long-term outcome and endoscopic healing rates following long modified side-to-side strictureplasties.**
J. Van Stappen, A. De Buck Van Overstraeten, M. Ferrante, D. Vanbeckevoort, G. Van Assche, S. Vermeire / UZ Leuven

12:32 **Discussion**

12:35 **BWGE Award Ceremony & Closing remarks**
Sven Francque / BWGE

Will be granted during the Plenary Session:

- 4 BWGE Research Grants
- 2 awards (1 in Basic Research and 1 in Clinical Research) for the best oral presentations.
- 2 awards (1 in Basic Research and 1 in Clinical Research) for the best e-poster presentations.
- BGDO, BIRD and BeSPGHAN will all grant 1 award for the best presentation in their field.

12:45 **Closing of BWGE 2017**
Sven Francque,
BWGE Scientific Coordinator

09:00-10:30 - SESSION 1

Moderators : Frederika Van Dyck, An Sterckx, Patricia Geens

09:00

Welcome & Introduction

Patricia Geens, IBD nurse, UZ Leuven

09:15

Images in IBD: What can we see?

Dr. Boeren, AZ Delta Roeselare

09:45

Joint pain and IBD

Dr. Cypers, UZ Gent

10:15

Therapeutic treatment with Vedolizumab: A brief overview

Ellen Weyts, IBD nurse, UZ Leuven

Frederika van Dyck, IBD nurse, UZ Antwerpen

10:30 - 11:00

COFFEE BREAK

11:00-12:45 - SESSION 2

Moderators : Valerie Wambacq , Patsy Vlieghe, Ellen Weyts

11:00

Strategies to improve adherence in IBD

Liesbeth Moortgat, IBD nurse, AZ Delta Roeselare

11:30

Short bowel syndrome

Prof. André Van Gossum, ULB Erasme, Brussels

12:00

New treatments in IBD

Prof. Séverine Vermeire, UZ Leuven

12:30

IBD nurses as integral part of a multidisciplinary IBD team (abstract presentation)

Sofie Coenen, UZ Leuven

12:40

Closing of the program

Patricia Geens, IBD nurse, UZ Leuven

12:45 - 13:45


LUNCH

FRIDAY NIGHT PARTY



Join us for the Friday Night Party at Grand Café Horta
on Friday February 10, at 8.00 pm

A friendly atmosphere, good food and music...
everything is there for an evening to remember!




10 minutes walking distance from
Hilton Hotel

Venue: Grand Café Horta
2, Hopland; 2000 Antwerp

The Belgian Week Steering Committee
is looking forward to welcoming all the
registered participants and partners to
the Friday Night Party !

Make sure to join us and register on the website :
www.belgianweek.be or www.bwge.be





30TH
EDITION



SAVE THE DATE — 22 > 24.02.18

ABSTRACTS SUBMISSION DEADLINE : DECEMBER 1, 2017

WWW.BWGE.BE



TAKEDA, YOUR PARTNER IN IBD

PARTNERS BWGE 2017

THE SUPPORT OF OUR PARTNERS MAKES BWGE 2017 POSSIBLE. THANK YOU !

PLATINIUM PARTNERS



GOLD PARTNER



Bristol-Myers Squibb



SILVER PARTNERS

Boston Scientific

De Beukelaer - Pentax

Norgine

Olympus

Janssen-Cilag

COPPER PARTNERS

Alexion

Biocompatibles

Boucart Medical

Chiesi

Cook Medical

Dr Falk Pharma

Echosens

Erbe

Fides Medical

Hospithera

Intercept Pharma

Ipsen

Laborie

Lamepro

Life Partners

Mead Johnson

Mediquality

Medivators

Medtronic-Covidien

Medvision

MPS Services

Nestlé

Novartis

Onis

Prion Medical

Proboss

Revogan

Roche

Rvc Software

Selinion

Servier

Will Pharma

Medicatabelt